




- α degree Unstressed leg position
- $\alpha 1$ degree Prestressed rotational angle
- $\alpha 2$ degree Loaded rotational angle
- αh degree Excursion
- αn degree Maximum rotational angle
- d mm Wire diameter
- $Ddmin$ mm Min. possible mandrel diameter
- $Ddmax$ mm Max. possible mandrel diameter
- De mm Outer coil diameter
- Di mm Inner coil diameter
- $F1$ N Prestressed spring force
- $F2$ N Loaded spring force
- $Lk0$ mm Length of spring body when relaxed
- LS mm Length of leg
- $M1$ Nmm Prestressed torque
- $M2$ Nmm Loaded torque
- Mn Nmm Maximum torque
- n pc. Active coils
- RH mm Distance power flow point from centre
- St mm Distance between coils (pitch)
- Weight g Weight of one spring in grammes

Spring test acc. to DIN ISO 2859/1 test level II

1 Coiling direction <input checked="" type="checkbox"/>  left <input type="checkbox"/>  right	5 Excursion αh [] degr.	12 Tolerances to DIN 2194 <table border="1" style="width: 100%; border-collapse: collapse;"> <thead> <tr> <th>Grade</th> <th>Di</th> <th>Lk0</th> <th>LSH,LSR</th> <th>$\alpha, \alpha 1, \alpha 2$</th> <th>M1, M2</th> <th>Wire diameter d to DIN 2076</th> </tr> </thead> <tbody> <tr> <td>1</td> <td><input type="checkbox"/></td> <td><input type="checkbox"/></td> <td><input type="checkbox"/></td> <td><input type="checkbox"/></td> <td><input type="checkbox"/></td> <td><input type="checkbox"/></td> </tr> <tr> <td>2</td> <td><input checked="" type="checkbox"/></td> <td><input checked="" type="checkbox"/></td> <td><input checked="" type="checkbox"/></td> <td><input checked="" type="checkbox"/></td> <td><input checked="" type="checkbox"/></td> <td><input type="checkbox"/></td> </tr> <tr> <td>3</td> <td><input type="checkbox"/></td> <td><input type="checkbox"/></td> <td><input type="checkbox"/></td> <td><input type="checkbox"/></td> <td><input type="checkbox"/></td> <td><input checked="" type="checkbox"/></td> </tr> </tbody> </table>	Grade	Di	Lk0	LSH,LSR	$\alpha, \alpha 1, \alpha 2$	M1, M2	Wire diameter d to DIN 2076	1	<input type="checkbox"/>	<input type="checkbox"/>	<input type="checkbox"/>	<input type="checkbox"/>	<input type="checkbox"/>	<input type="checkbox"/>	2	<input checked="" type="checkbox"/>	<input checked="" type="checkbox"/>	<input checked="" type="checkbox"/>	<input checked="" type="checkbox"/>	<input checked="" type="checkbox"/>	<input type="checkbox"/>	3	<input type="checkbox"/>	<input type="checkbox"/>	<input type="checkbox"/>	<input type="checkbox"/>	<input type="checkbox"/>	<input checked="" type="checkbox"/>
Grade	Di	Lk0	LSH,LSR	$\alpha, \alpha 1, \alpha 2$	M1, M2	Wire diameter d to DIN 2076																								
1	<input type="checkbox"/>	<input type="checkbox"/>	<input type="checkbox"/>	<input type="checkbox"/>	<input type="checkbox"/>	<input type="checkbox"/>																								
2	<input checked="" type="checkbox"/>	<input checked="" type="checkbox"/>	<input checked="" type="checkbox"/>	<input checked="" type="checkbox"/>	<input checked="" type="checkbox"/>	<input type="checkbox"/>																								
3	<input type="checkbox"/>	<input type="checkbox"/>	<input type="checkbox"/>	<input type="checkbox"/>	<input type="checkbox"/>	<input checked="" type="checkbox"/>																								
2 Form of legs tangential, straight, no bends *  <small>*We can also supply torsion springs with any form of leg for an extra charge.</small>	6 Stress cyc. end. N []	13 Production compensation through A spring torque and the associated swing angle α <input checked="" type="checkbox"/> A spring torque and the associated swing angle and $\alpha 0$ n, d <input type="checkbox"/> A spring torque and the associated swing angle and $\alpha 0$ n, Di <input type="checkbox"/> Two spring resistances and the associated swing angle α, n, d <input type="checkbox"/> Two spring resistances and the associated swing angle α, n, Di <input type="checkbox"/>																												
3 Fixing Recumbent leg Lever leg [] []	7 Stress cycle frequ. n [] /	Prices <table style="width: 100%;"> <tr> <th>Desconto por quantidade</th> <th>Preço individual [EUR]</th> </tr> <tr> <td>1</td> <td>6,3100 €</td> </tr> <tr> <td>2</td> <td>4,4500 €</td> </tr> <tr> <td>3</td> <td>4,2400 €</td> </tr> <tr> <td>7</td> <td>3,4500 €</td> </tr> <tr> <td>17</td> <td>2,2200 €</td> </tr> <tr> <td>37</td> <td>1,7500 €</td> </tr> <tr> <td>75</td> <td>1,6000 €</td> </tr> </table>	Desconto por quantidade	Preço individual [EUR]	1	6,3100 €	2	4,4500 €	3	4,2400 €	7	3,4500 €	17	2,2200 €	37	1,7500 €	75	1,6000 €												
Desconto por quantidade	Preço individual [EUR]																													
1	6,3100 €																													
2	4,4500 €																													
3	4,2400 €																													
7	3,4500 €																													
17	2,2200 €																													
37	1,7500 €																													
75	1,6000 €																													
4 Load <input type="checkbox"/> in winding direction <input type="checkbox"/> against winding direction	8 Application temp. [] °C																													
Remarks País de origem: DE Número de tarifa alfandegária: 73202089	9 Material EN 10270-3-1.4310																													
	10 Wire or rod surface <input checked="" type="checkbox"/> drawn <input type="checkbox"/> rolled <input type="checkbox"/> metal-cut																													
	11 Surface treatment []																													