




- $\alpha$  degree Unstressed leg position
- $\alpha 1$  degree Prestressed rotational angle
- $\alpha 2$  degree Loaded rotational angle
- $\alpha h$  degree Excursion
- $\alpha n$  degree Maximum rotational angle
- d mm Wire diameter
- Ddmin mm Min. possible mandrel diameter
- Ddmax mm Max. possible mandrel diameter
- De mm Outer coil diameter
- Di mm Inner coil diameter
- F1 N Prestressed spring force
- F2 N Loaded spring force
- Lk0 mm Length of spring body when relaxed
- LS mm Length of leg
- M1 Nmm Prestressed torque
- M2 Nmm Loaded torque
- Mn Nmm Maximum torque
- n pc. Active coils
- RH mm Distance power flow point from centre
- St mm Distance between coils (pitch)
- Weight g Weight of one spring in grammes

Spring test acc. to DIN ISO 2859/1 test level II

<b>1 Coiling direction</b> <input type="checkbox"/>  left <input checked="" type="checkbox"/>  right	<b>5 Excursion <math>\alpha h</math></b> <input style="width: 60px;" type="text"/> degr.	<b>12 Tolerances to DIN 2194</b> <table border="1" style="width: 100%; border-collapse: collapse;"> <thead> <tr> <th>Grade</th> <th>Di</th> <th>Lk0</th> <th>LSH,LSR</th> <th><math>\alpha, \alpha 1, \alpha 2</math></th> <th>M1, M2</th> <th>Wire diameter d to DIN 2076</th> </tr> </thead> <tbody> <tr> <td>1</td> <td><input type="checkbox"/></td> <td><input type="checkbox"/></td> <td><input type="checkbox"/></td> <td><input type="checkbox"/></td> <td><input type="checkbox"/></td> <td></td> </tr> <tr> <td>2</td> <td><input checked="" type="checkbox"/></td> <td><input checked="" type="checkbox"/></td> <td><input checked="" type="checkbox"/></td> <td><input checked="" type="checkbox"/></td> <td><input checked="" type="checkbox"/></td> <td></td> </tr> <tr> <td>3</td> <td><input type="checkbox"/></td> <td><input type="checkbox"/></td> <td><input type="checkbox"/></td> <td><input type="checkbox"/></td> <td><input type="checkbox"/></td> <td><input checked="" type="checkbox"/></td> </tr> </tbody> </table>	Grade	Di	Lk0	LSH,LSR	$\alpha, \alpha 1, \alpha 2$	M1, M2	Wire diameter d to DIN 2076	1	<input type="checkbox"/>	<input type="checkbox"/>	<input type="checkbox"/>	<input type="checkbox"/>	<input type="checkbox"/>		2	<input checked="" type="checkbox"/>	<input checked="" type="checkbox"/>	<input checked="" type="checkbox"/>	<input checked="" type="checkbox"/>	<input checked="" type="checkbox"/>		3	<input type="checkbox"/>	<input type="checkbox"/>	<input type="checkbox"/>	<input type="checkbox"/>	<input type="checkbox"/>	<input checked="" type="checkbox"/>
Grade	Di	Lk0	LSH,LSR	$\alpha, \alpha 1, \alpha 2$	M1, M2	Wire diameter d to DIN 2076																								
1	<input type="checkbox"/>	<input type="checkbox"/>	<input type="checkbox"/>	<input type="checkbox"/>	<input type="checkbox"/>																									
2	<input checked="" type="checkbox"/>	<input checked="" type="checkbox"/>	<input checked="" type="checkbox"/>	<input checked="" type="checkbox"/>	<input checked="" type="checkbox"/>																									
3	<input type="checkbox"/>	<input type="checkbox"/>	<input type="checkbox"/>	<input type="checkbox"/>	<input type="checkbox"/>	<input checked="" type="checkbox"/>																								
<b>2 Form of legs</b> tangential, straight, no bends *  *We can also supply torsion springs with any form of leg for an extra charge.	<b>6 Stress cyc. end. N</b> <input style="width: 60px;" type="text"/>	<b>13 Production compensation through</b> A spring torque and the associated swing angle $\alpha$ <input checked="" type="checkbox"/> A spring torque and the associated swing angle and $\alpha 0$ <input type="checkbox"/> Two spring resistances and the associated swing angle $\alpha, n, d$ <input type="checkbox"/> $\alpha, n, Di$ <input type="checkbox"/>																												
<b>3 Fixing</b> Recumbent leg <input type="checkbox"/> Lever leg <input type="checkbox"/>	<b>7 Stress cycle frequ. n</b> <input style="width: 60px;" type="text"/> / <input style="width: 60px;" type="text"/>	<b>Prices</b> <table style="width: 100%;"> <tr> <td style="text-align: right;">Desconto por quantidade</td> <td style="text-align: right;">Preço individual [EUR]</td> </tr> <tr> <td style="text-align: right;">1</td> <td style="text-align: right;">6,3100 €</td> </tr> <tr> <td style="text-align: right;">2</td> <td style="text-align: right;">4,4500 €</td> </tr> <tr> <td style="text-align: right;">3</td> <td style="text-align: right;">4,2400 €</td> </tr> <tr> <td style="text-align: right;">7</td> <td style="text-align: right;">3,4500 €</td> </tr> <tr> <td style="text-align: right;">17</td> <td style="text-align: right;">2,2200 €</td> </tr> <tr> <td style="text-align: right;">37</td> <td style="text-align: right;">1,7500 €</td> </tr> <tr> <td style="text-align: right;">75</td> <td style="text-align: right;">1,6000 €</td> </tr> </table>	Desconto por quantidade	Preço individual [EUR]	1	6,3100 €	2	4,4500 €	3	4,2400 €	7	3,4500 €	17	2,2200 €	37	1,7500 €	75	1,6000 €												
Desconto por quantidade	Preço individual [EUR]																													
1	6,3100 €																													
2	4,4500 €																													
3	4,2400 €																													
7	3,4500 €																													
17	2,2200 €																													
37	1,7500 €																													
75	1,6000 €																													
<b>4 Load</b> <input type="checkbox"/> in winding direction <input type="checkbox"/> against winding direction	<b>8 Application temp.</b> <input style="width: 60px;" type="text"/> °C																													
<b>Remarks</b> País de origem: DE   Número de tarifa alfandegária: 73202089	<b>9 Material</b> EN 10270-3-1.4310																													
	<b>10 Wire or rod surface</b> <input checked="" type="checkbox"/> drawn <input type="checkbox"/> rolled <input type="checkbox"/> metal-cut																													
	<b>11 Surface treatment</b> <input style="width: 60px;" type="text"/>																													