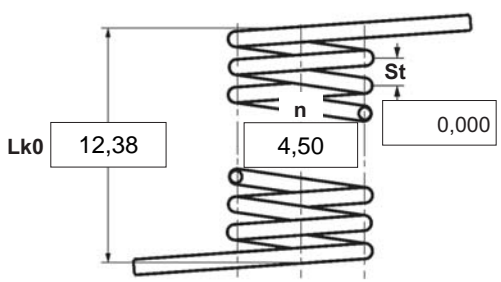





- $\alpha$  degree Unstressed leg position
- $\alpha 1$  degree Prestressed rotational angle
- $\alpha 2$  degree Loaded rotational angle
- $\alpha h$  degree Excursion
- $\alpha n$  degree Maximum rotational angle
- d mm Wire diameter
- Ddmin mm Min. possible mandrel diameter
- Ddmax mm Max. possible mandrel diameter
- De mm Outer coil diameter
- Di mm Inner coil diameter
- F1 N Prestressed spring force
- F2 N Loaded spring force
- Lk0 mm Length of spring body when relaxed
- LS mm Length of leg
- M1 Nmm Prestressed torque
- M2 Nmm Loaded torque
- Mn Nmm Maximum torque
- n pc. Active coils
- RH mm Distance power flow point from centre
- St mm Distance between coils (pitch)
- Weight g Weight of one spring in grammes



Spring test acc. to DIN ISO 2859/1 test level II

<p><b>1 Coiling direction</b></p> <p><input type="checkbox"/>  left    <input checked="" type="checkbox"/>  right</p>	<p><b>5 Excursion <math>\alpha h</math></b> <input type="text"/> degr.</p>	<p><b>12 Tolerances to DIN 2194</b></p> <table border="1" style="width: 100%; border-collapse: collapse;"> <thead> <tr> <th>Grade</th> <th>Di</th> <th>Lk0</th> <th>LSH,LSR</th> <th><math>\alpha, \alpha 1, \alpha 2</math></th> <th>M1, M2</th> <th>Wire diameter d to DIN 2076</th> </tr> </thead> <tbody> <tr> <td>1</td> <td><input type="checkbox"/></td> <td><input type="checkbox"/></td> <td><input type="checkbox"/></td> <td><input type="checkbox"/></td> <td><input type="checkbox"/></td> <td></td> </tr> <tr> <td>2</td> <td><input checked="" type="checkbox"/></td> <td><input checked="" type="checkbox"/></td> <td><input checked="" type="checkbox"/></td> <td><input checked="" type="checkbox"/></td> <td><input checked="" type="checkbox"/></td> <td></td> </tr> <tr> <td>3</td> <td><input type="checkbox"/></td> <td><input type="checkbox"/></td> <td><input type="checkbox"/></td> <td><input type="checkbox"/></td> <td><input type="checkbox"/></td> <td><input checked="" type="checkbox"/></td> </tr> </tbody> </table>	Grade	Di	Lk0	LSH,LSR	$\alpha, \alpha 1, \alpha 2$	M1, M2	Wire diameter d to DIN 2076	1	<input type="checkbox"/>	<input type="checkbox"/>	<input type="checkbox"/>	<input type="checkbox"/>	<input type="checkbox"/>		2	<input checked="" type="checkbox"/>	<input checked="" type="checkbox"/>	<input checked="" type="checkbox"/>	<input checked="" type="checkbox"/>	<input checked="" type="checkbox"/>		3	<input type="checkbox"/>	<input type="checkbox"/>	<input type="checkbox"/>	<input type="checkbox"/>	<input type="checkbox"/>	<input checked="" type="checkbox"/>
Grade	Di	Lk0	LSH,LSR	$\alpha, \alpha 1, \alpha 2$	M1, M2	Wire diameter d to DIN 2076																								
1	<input type="checkbox"/>	<input type="checkbox"/>	<input type="checkbox"/>	<input type="checkbox"/>	<input type="checkbox"/>																									
2	<input checked="" type="checkbox"/>	<input checked="" type="checkbox"/>	<input checked="" type="checkbox"/>	<input checked="" type="checkbox"/>	<input checked="" type="checkbox"/>																									
3	<input type="checkbox"/>	<input type="checkbox"/>	<input type="checkbox"/>	<input type="checkbox"/>	<input type="checkbox"/>	<input checked="" type="checkbox"/>																								
<p><b>2 Form of legs</b></p> <p>tangential, straight, no bends *</p> <p></p> <p>*We can also supply torsion springs with any form of leg for an extra charge.</p>	<p><b>6 Stress cyc. end. N</b> <input type="text"/></p>	<p><b>13 Production compensation through</b></p> <p>A spring torque and the associated swing angle    <math>\alpha</math> <input checked="" type="checkbox"/></p> <p>A spring torque and the associated swing angle and <math>\alpha 0</math>    n, d <input type="checkbox"/></p> <p>Two spring resistances and the associated swing angle    n, Di <input type="checkbox"/></p> <p>Two spring resistances and the associated swing angle    <math>\alpha, n, d</math> <input type="checkbox"/></p> <p>Two spring resistances and the associated swing angle    <math>\alpha, n, Di</math> <input type="checkbox"/></p>																												
<p><b>3 Fixing</b></p> <p>Recumbent leg <input type="checkbox"/>    Lever leg <input type="checkbox"/></p>	<p><b>7 Stress cycle frequ. n</b> <input type="text"/> / <input type="text"/></p>	<p><b>Prices</b></p> <table style="width: 100%;"> <thead> <tr> <th>Desconto por quantidade</th> <th>Preço individual [EUR]</th> </tr> </thead> <tbody> <tr><td>1</td><td></td></tr> <tr><td>2</td><td>5,4200 €</td></tr> <tr><td>3</td><td>3,8200 €</td></tr> <tr><td>7</td><td>3,6400 €</td></tr> <tr><td>17</td><td>2,6600 €</td></tr> <tr><td>37</td><td>1,3800 €</td></tr> <tr><td>75</td><td>1,0200 €</td></tr> <tr><td>125</td><td>0,8900 €</td></tr> <tr><td>175</td><td>0,5823 €</td></tr> <tr><td>250</td><td>0,5445 €</td></tr> <tr><td>350</td><td>0,4945 €</td></tr> <tr><td>450</td><td>0,4610 €</td></tr> <tr><td></td><td>0,4169 €</td></tr> </tbody> </table>	Desconto por quantidade	Preço individual [EUR]	1		2	5,4200 €	3	3,8200 €	7	3,6400 €	17	2,6600 €	37	1,3800 €	75	1,0200 €	125	0,8900 €	175	0,5823 €	250	0,5445 €	350	0,4945 €	450	0,4610 €		0,4169 €
Desconto por quantidade	Preço individual [EUR]																													
1																														
2	5,4200 €																													
3	3,8200 €																													
7	3,6400 €																													
17	2,6600 €																													
37	1,3800 €																													
75	1,0200 €																													
125	0,8900 €																													
175	0,5823 €																													
250	0,5445 €																													
350	0,4945 €																													
450	0,4610 €																													
	0,4169 €																													
<p><b>4 Load</b></p> <p><input type="checkbox"/> in winding direction</p> <p><input type="checkbox"/> against winding direction</p>	<p><b>8 Application temp.</b> <input type="text"/> °C</p>																													
<p><b>Remarks</b></p> <p>País de origem: DE   Número de tarifa alfandegária: 73202089</p>	<p><b>9 Material</b></p> <p>EN 10270-3-1.4310</p>																													
	<p><b>10 Wire or rod surface</b></p> <p><input checked="" type="checkbox"/> drawn    <input type="checkbox"/> rolled    <input type="checkbox"/> metal-cut</p>																													
	<p><b>11 Surface treatment</b></p> <p><input type="text"/></p>																													