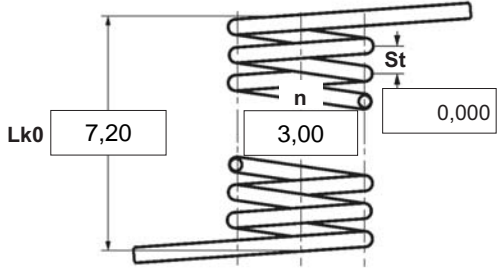





- α degree Unstressed leg position
- $\alpha 1$ degree Prestressed rotational angle
- $\alpha 2$ degree Loaded rotational angle
- αh degree Excursion
- αn degree Maximum rotational angle
- d mm Wire diameter
- Ddmin mm Min. possible mandrel diameter
- Ddmax mm Max. possible mandrel diameter
- De mm Outer coil diameter
- Di mm Inner coil diameter
- F1 N Prestressed spring force
- F2 N Loaded spring force
- Lk0 mm Length of spring body when relaxed
- LS mm Length of leg
- M1 Nmm Prestressed torque
- M2 Nmm Loaded torque
- Mn Nmm Maximum torque
- n pc. Active coils
- RH mm Distance power flow point from centre
- St mm Distance between coils (pitch)
- Weight g Weight of one spring in grammes



Spring test acc. to DIN ISO 2859/1 test level II

| <p>1 Coiling direction</p> <p><input type="checkbox"/>  left <input checked="" type="checkbox"/>  right</p> | <p>5 Excursion αh <input type="text"/> degr.</p> | <p>12 Tolerances to DIN 2194</p> <table border="1" style="width: 100%; border-collapse: collapse;"> <thead> <tr> <th>Grade</th> <th>Di</th> <th>Lk0</th> <th>LSH,LSR</th> <th>$\alpha, \alpha 1, \alpha 2$</th> <th>M1, M2</th> <th>Wire diameter d to DIN 2076</th> </tr> </thead> <tbody> <tr> <td>1</td> <td><input type="checkbox"/></td> <td><input type="checkbox"/></td> <td><input type="checkbox"/></td> <td><input type="checkbox"/></td> <td><input type="checkbox"/></td> <td></td> </tr> <tr> <td>2</td> <td><input checked="" type="checkbox"/></td> <td><input checked="" type="checkbox"/></td> <td><input checked="" type="checkbox"/></td> <td><input checked="" type="checkbox"/></td> <td><input checked="" type="checkbox"/></td> <td></td> </tr> <tr> <td>3</td> <td><input type="checkbox"/></td> <td><input type="checkbox"/></td> <td><input type="checkbox"/></td> <td><input type="checkbox"/></td> <td><input type="checkbox"/></td> <td><input checked="" type="checkbox"/></td> </tr> </tbody> </table> | Grade | Di | Lk0 | LSH,LSR | $\alpha, \alpha 1, \alpha 2$ | M1, M2 | Wire diameter d to DIN 2076 | 1 | <input type="checkbox"/> | <input type="checkbox"/> | <input type="checkbox"/> | <input type="checkbox"/> | <input type="checkbox"/> | | 2 | <input checked="" type="checkbox"/> | <input checked="" type="checkbox"/> | <input checked="" type="checkbox"/> | <input checked="" type="checkbox"/> | <input checked="" type="checkbox"/> | | 3 | <input type="checkbox"/> | <input type="checkbox"/> | <input type="checkbox"/> | <input type="checkbox"/> | <input type="checkbox"/> | <input checked="" type="checkbox"/> |
|---|---|---|-------------------------------------|-------------------------------------|-------------------------------------|-------------------------------------|------------------------------|----------|-----------------------------|----------|--------------------------|--------------------------|--------------------------|--------------------------|--------------------------|----------|----|-------------------------------------|-------------------------------------|-------------------------------------|-------------------------------------|-------------------------------------|-----|----------|--------------------------|--------------------------|--------------------------|--------------------------|--------------------------|-------------------------------------|
| Grade | Di | Lk0 | LSH,LSR | $\alpha, \alpha 1, \alpha 2$ | M1, M2 | Wire diameter d to DIN 2076 | | | | | | | | | | | | | | | | | | | | | | | | |
| 1 | <input type="checkbox"/> | <input type="checkbox"/> | <input type="checkbox"/> | <input type="checkbox"/> | <input type="checkbox"/> | | | | | | | | | | | | | | | | | | | | | | | | | |
| 2 | <input checked="" type="checkbox"/> | <input checked="" type="checkbox"/> | <input checked="" type="checkbox"/> | <input checked="" type="checkbox"/> | <input checked="" type="checkbox"/> | | | | | | | | | | | | | | | | | | | | | | | | | |
| 3 | <input type="checkbox"/> | <input type="checkbox"/> | <input type="checkbox"/> | <input type="checkbox"/> | <input type="checkbox"/> | <input checked="" type="checkbox"/> | | | | | | | | | | | | | | | | | | | | | | | | |
| <p>2 Form of legs</p> <p>tangential, straight, no bends *</p> <p></p> <p>*We can also supply torsion springs with any form of leg for an extra charge.</p> | <p>6 Stress cyc. end. N <input type="text"/></p> | <p>13 Production compensation through</p> <p>A spring torque and the associated swing angle α <input checked="" type="checkbox"/></p> <p>A spring torque and the associated swing angle and $\alpha 0$ n, d <input type="checkbox"/></p> <p>Two spring resistances and the associated swing angle n, Di <input type="checkbox"/></p> <p>Two spring resistances and the associated swing angle α, n, d <input type="checkbox"/></p> <p>Two spring resistances and the associated swing angle α, n, Di <input type="checkbox"/></p> | | | | | | | | | | | | | | | | | | | | | | | | | | | | |
| <p>3 Fixing</p> <p>Recumbent leg <input type="checkbox"/> Lever leg <input type="checkbox"/></p> | <p>7 Stress cycle frequ. n <input type="text"/> / <input type="text"/></p> | <p>Prices</p> <table style="width: 100%;"> <thead> <tr> <th>Grupa ilociowa</th> <th>Cena jednostkowa [EUR]</th> </tr> </thead> <tbody> <tr><td>1</td><td></td></tr> <tr><td>2</td><td>5,2700 €</td></tr> <tr><td>3</td><td>3,7200 €</td></tr> <tr><td>7</td><td>3,5400 €</td></tr> <tr><td>17</td><td>2,5100 €</td></tr> <tr><td>37</td><td>1,2200 €</td></tr> <tr><td>75</td><td>0,9000 €</td></tr> <tr><td>125</td><td>0,7300 €</td></tr> <tr><td>175</td><td>0,5070 €</td></tr> <tr><td>250</td><td>0,4444 €</td></tr> <tr><td>350</td><td>0,4132 €</td></tr> <tr><td>450</td><td>0,3853 €</td></tr> <tr><td></td><td>0,3536 €</td></tr> </tbody> </table> | Grupa ilociowa | Cena jednostkowa [EUR] | 1 | | 2 | 5,2700 € | 3 | 3,7200 € | 7 | 3,5400 € | 17 | 2,5100 € | 37 | 1,2200 € | 75 | 0,9000 € | 125 | 0,7300 € | 175 | 0,5070 € | 250 | 0,4444 € | 350 | 0,4132 € | 450 | 0,3853 € | | 0,3536 € |
| Grupa ilociowa | Cena jednostkowa [EUR] | | | | | | | | | | | | | | | | | | | | | | | | | | | | | |
| 1 | | | | | | | | | | | | | | | | | | | | | | | | | | | | | | |
| 2 | 5,2700 € | | | | | | | | | | | | | | | | | | | | | | | | | | | | | |
| 3 | 3,7200 € | | | | | | | | | | | | | | | | | | | | | | | | | | | | | |
| 7 | 3,5400 € | | | | | | | | | | | | | | | | | | | | | | | | | | | | | |
| 17 | 2,5100 € | | | | | | | | | | | | | | | | | | | | | | | | | | | | | |
| 37 | 1,2200 € | | | | | | | | | | | | | | | | | | | | | | | | | | | | | |
| 75 | 0,9000 € | | | | | | | | | | | | | | | | | | | | | | | | | | | | | |
| 125 | 0,7300 € | | | | | | | | | | | | | | | | | | | | | | | | | | | | | |
| 175 | 0,5070 € | | | | | | | | | | | | | | | | | | | | | | | | | | | | | |
| 250 | 0,4444 € | | | | | | | | | | | | | | | | | | | | | | | | | | | | | |
| 350 | 0,4132 € | | | | | | | | | | | | | | | | | | | | | | | | | | | | | |
| 450 | 0,3853 € | | | | | | | | | | | | | | | | | | | | | | | | | | | | | |
| | 0,3536 € | | | | | | | | | | | | | | | | | | | | | | | | | | | | | |
| <p>4 Load</p> <p><input type="checkbox"/> in winding direction</p> <p><input type="checkbox"/> against winding direction</p> | <p>8 Application temp. <input type="text"/> °C</p> | <p>11 Surface treatment</p> <p><input type="text"/></p> | | | | | | | | | | | | | | | | | | | | | | | | | | | | |
| <p>9 Material</p> <p>EN 10270-3-1.4310</p> | | | | | | | | | | | | | | | | | | | | | | | | | | | | | | |
| <p>10 Wire or rod surface</p> <p><input checked="" type="checkbox"/> drawn <input type="checkbox"/> rolled <input type="checkbox"/> metal-cut</p> | | | | | | | | | | | | | | | | | | | | | | | | | | | | | | |
| <p>Remarks</p> <p>Kraj pochodzenia: DE Numer taryfy celnej: 73202089</p> | | | | | | | | | | | | | | | | | | | | | | | | | | | | | | |