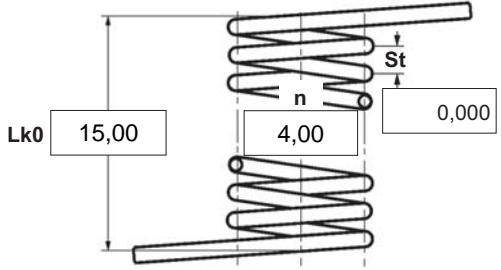





- α degree Unstressed leg position
- α_1 degree Prestressed rotational angle
- α_2 degree Loaded rotational angle
- α_h degree Excursion
- α_n degree Maximum rotational angle
- d mm Wire diameter
- Ddmin mm Min. possible mandrel diameter
- Ddmax mm Max. possible mandrel diameter
- De mm Outer coil diameter
- Di mm Inner coil diameter
- F1 N Prestressed spring force
- F2 N Loaded spring force
- Lk0 mm Length of spring body when relaxed
- LS mm Length of leg
- M1 Nmm Prestressed torque
- M2 Nmm Loaded torque
- Mn Nmm Maximum torque
- n pc. Active coils
- RH mm Distance power flow point from centre
- St mm Distance between coils (pitch)
- Weight g Weight of one spring in grammes



Spring test acc. to DIN ISO 2859/1 test level II

1 Coiling direction <input checked="" type="checkbox"/>  left <input type="checkbox"/>  right	5 Excursion α_h <input type="text"/> degr.	12 Tolerances to DIN 2194 <table border="1" style="width: 100%; border-collapse: collapse; font-size: small;"> <thead> <tr> <th>Grade</th> <th>Di</th> <th>Lk0</th> <th>LSH,LSR</th> <th>$\alpha, \alpha_1, \alpha_2$</th> <th>M1, M2</th> <th>Wire diameter d to DIN 2076</th> </tr> </thead> <tbody> <tr> <td>1</td> <td><input type="checkbox"/></td> <td><input type="checkbox"/></td> <td><input type="checkbox"/></td> <td><input type="checkbox"/></td> <td><input type="checkbox"/></td> <td><input type="checkbox"/></td> </tr> <tr> <td>2</td> <td><input checked="" type="checkbox"/></td> <td><input checked="" type="checkbox"/></td> <td><input checked="" type="checkbox"/></td> <td><input checked="" type="checkbox"/></td> <td><input checked="" type="checkbox"/></td> <td><input type="checkbox"/></td> </tr> <tr> <td>3</td> <td><input type="checkbox"/></td> <td><input type="checkbox"/></td> <td><input type="checkbox"/></td> <td><input type="checkbox"/></td> <td><input type="checkbox"/></td> <td><input checked="" type="checkbox"/></td> </tr> </tbody> </table>	Grade	Di	Lk0	LSH,LSR	$\alpha, \alpha_1, \alpha_2$	M1, M2	Wire diameter d to DIN 2076	1	<input type="checkbox"/>	<input type="checkbox"/>	<input type="checkbox"/>	<input type="checkbox"/>	<input type="checkbox"/>	<input type="checkbox"/>	2	<input checked="" type="checkbox"/>	<input checked="" type="checkbox"/>	<input checked="" type="checkbox"/>	<input checked="" type="checkbox"/>	<input checked="" type="checkbox"/>	<input type="checkbox"/>	3	<input type="checkbox"/>	<input type="checkbox"/>	<input type="checkbox"/>	<input type="checkbox"/>	<input type="checkbox"/>	<input checked="" type="checkbox"/>
Grade	Di	Lk0	LSH,LSR	$\alpha, \alpha_1, \alpha_2$	M1, M2	Wire diameter d to DIN 2076																								
1	<input type="checkbox"/>	<input type="checkbox"/>	<input type="checkbox"/>	<input type="checkbox"/>	<input type="checkbox"/>	<input type="checkbox"/>																								
2	<input checked="" type="checkbox"/>	<input checked="" type="checkbox"/>	<input checked="" type="checkbox"/>	<input checked="" type="checkbox"/>	<input checked="" type="checkbox"/>	<input type="checkbox"/>																								
3	<input type="checkbox"/>	<input type="checkbox"/>	<input type="checkbox"/>	<input type="checkbox"/>	<input type="checkbox"/>	<input checked="" type="checkbox"/>																								
2 Form of legs tangential, straight, no bends *  *We can also supply torsion springs with any form of leg for an extra charge.	6 Stress cyc. end. N <input type="text"/>	7 Stress cycle frequ. n <input type="text"/> / <input type="text"/>																												
3 Fixing Recumbent leg <input type="checkbox"/> Lever leg <input type="checkbox"/>	8 Application temp. <input type="text"/> °C	13 Production compensation through <table border="1" style="width: 100%; border-collapse: collapse; font-size: small;"> <tbody> <tr> <td>A spring torque and the associated swing angle</td> <td>α</td> <td><input checked="" type="checkbox"/></td> </tr> <tr> <td>A spring torque and the associated swing angle and α_0</td> <td>n, d</td> <td><input type="checkbox"/></td> </tr> <tr> <td></td> <td>n, Di</td> <td><input type="checkbox"/></td> </tr> <tr> <td>Two spring resistances and the associated swing angle</td> <td>α, n, d</td> <td><input type="checkbox"/></td> </tr> <tr> <td></td> <td>α, n, Di</td> <td><input type="checkbox"/></td> </tr> </tbody> </table>	A spring torque and the associated swing angle	α	<input checked="" type="checkbox"/>	A spring torque and the associated swing angle and α_0	n, d	<input type="checkbox"/>		n, Di	<input type="checkbox"/>	Two spring resistances and the associated swing angle	α, n, d	<input type="checkbox"/>		α, n, Di	<input type="checkbox"/>													
A spring torque and the associated swing angle	α	<input checked="" type="checkbox"/>																												
A spring torque and the associated swing angle and α_0	n, d	<input type="checkbox"/>																												
	n, Di	<input type="checkbox"/>																												
Two spring resistances and the associated swing angle	α, n, d	<input type="checkbox"/>																												
	α, n, Di	<input type="checkbox"/>																												
4 Load <input type="checkbox"/> in winding direction <input type="checkbox"/> against winding direction	9 Material EN 10270-3-1.4310	10 Wire or rod surface <input checked="" type="checkbox"/> drawn <input type="checkbox"/> rolled <input type="checkbox"/> metal-cut																												
Remarks Paese d'origine: DE Numero della tariffa doganale: 73202089		11 Surface treatment <input type="text"/>																												
		Prices <table style="width: 100%; font-size: small;"> <thead> <tr> <th>Quantità progressive</th> <th>Prezzo singolo [EUR]</th> </tr> </thead> <tbody> <tr><td>1</td><td>5,5300 €</td></tr> <tr><td>2</td><td>3,9000 €</td></tr> <tr><td>3</td><td>3,7100 €</td></tr> <tr><td>7</td><td>2,9000 €</td></tr> <tr><td>17</td><td>1,4300 €</td></tr> <tr><td>37</td><td>1,1000 €</td></tr> <tr><td>75</td><td>0,9400 €</td></tr> <tr><td>125</td><td>0,6511 €</td></tr> <tr><td>175</td><td>0,6135 €</td></tr> <tr><td>250</td><td>0,5760 €</td></tr> <tr><td>350</td><td>0,5306 €</td></tr> <tr><td>450</td><td>0,4927 €</td></tr> </tbody> </table>	Quantità progressive	Prezzo singolo [EUR]	1	5,5300 €	2	3,9000 €	3	3,7100 €	7	2,9000 €	17	1,4300 €	37	1,1000 €	75	0,9400 €	125	0,6511 €	175	0,6135 €	250	0,5760 €	350	0,5306 €	450	0,4927 €		
Quantità progressive	Prezzo singolo [EUR]																													
1	5,5300 €																													
2	3,9000 €																													
3	3,7100 €																													
7	2,9000 €																													
17	1,4300 €																													
37	1,1000 €																													
75	0,9400 €																													
125	0,6511 €																													
175	0,6135 €																													
250	0,5760 €																													
350	0,5306 €																													
450	0,4927 €																													