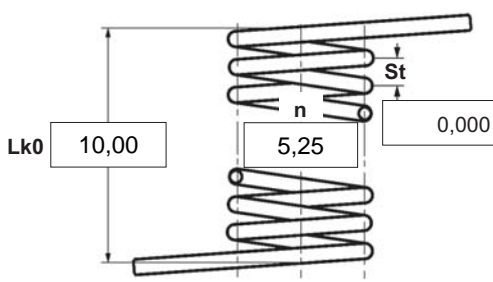




α	degree	Unstressed leg position
$\alpha 1$	degree	Prestressed rotational angle
$\alpha 2$	degree	Loaded rotational angle
αh	degree	Excursion
αn	degree	Maximum rotational angle
d	mm	Wire diameter
Ddmin	mm	Min. possible mandrel diameter
Ddmax	mm	Max. possible mandrel diameter
De	mm	Outer coil diameter
Di	mm	Inner coil diameter
F1	N	Prestressed spring force
F2	N	Loaded spring force
Lk0	mm	Length of spring body when relaxed
LS	mm	Length of leg
M1	Nmm	Prestressed torque
M2	Nmm	Loaded torque
Mn	Nmm	Maximum torque
n	pc.	Active coils
RH	mm	Distance power flow point from centre
St	mm	Distance between coils (pitch)
Weight	g	Weight of one spring in grammes




Spring test acc. to DIN ISO 2859/1 test level II

1 Coiling direction
  left  right

5 Excursion αh degr.
6 Stress cyc. end. N

12 Tolerances to DIN 2194

Grade	Di	Lk0	LSH,LSR	$\alpha, \alpha 1, \alpha 2$	M1, M2	Wire diameter d to DIN 2076
1	<input type="checkbox"/>	<input type="checkbox"/>	<input type="checkbox"/>	<input type="checkbox"/>	<input type="checkbox"/>	<input type="checkbox"/>
2	<input checked="" type="checkbox"/>	<input checked="" type="checkbox"/>	<input checked="" type="checkbox"/>	<input checked="" type="checkbox"/>	<input checked="" type="checkbox"/>	<input type="checkbox"/>
3	<input type="checkbox"/>	<input type="checkbox"/>	<input type="checkbox"/>	<input type="checkbox"/>	<input type="checkbox"/>	<input checked="" type="checkbox"/>

2 Form of legs
 tangential, straight, no bends * 
 *We can also supply torsion springs with any form of leg for an extra charge.

7 Stress cycle frequ. n /
8 Application temp. °C
9 Material
 EN 10270-3-1.4310

13 Production compensation through

A spring torque and the associated swing angle	α	<input checked="" type="checkbox"/>
A spring torque and the associated swing angle and $\alpha 0$	n, d	<input type="checkbox"/>
	n, Di	<input type="checkbox"/>
Two spring resistances and the associated swing angle	α, n, d	<input type="checkbox"/>
	α, n, Di	<input type="checkbox"/>

3 Fixing
 Recumbent leg Lever leg

10 Wire or rod surface
 drawn rolled metal-cut

Prices

Quantità progressive	Prezzo singolo [EUR]
1	5,2700 €
2	3,7200 €
3	3,5400 €
7	2,5100 €
17	1,2200 €
37	0,9000 €
75	0,7300 €
125	0,5070 €
175	0,4444 €
250	0,4132 €
350	0,3853 €
450	0,3536 €

4 Load
 in winding direction
 against winding direction

11 Surface treatment

Remarks
 Paese d'origine: DE | Numero della tariffa doganale: 73202089