




α degree Unstressed leg position
 $\alpha 1$ degree Prestressed rotational angle
 $\alpha 2$ degree Loaded rotational angle
 αh degree Excursion
 αn degree Maximum rotational angle
 d mm Wire diameter
 $Ddmin$ mm Min. possible mandrel diameter
 $Ddmax$ mm Max. possible mandrel diameter
 De mm Outer coil diameter
 Di mm Inner coil diameter
 $F1$ N Prestressed spring force
 $F2$ N Loaded spring force
 $Lk0$ mm Length of spring body when relaxed
 LS mm Length of leg
 $M1$ Nmm Prestressed torque
 $M2$ Nmm Loaded torque
 Mn Nmm Maximum torque
 n pc. Active coils
 RH mm Distance power flow point from centre
 St mm Distance between coils (pitch)
 Weight g Weight of one spring in grammes

Spring test acc. to DIN ISO 2859/1 test level II

1 Coiling direction <input checked="" type="checkbox"/>  left <input type="checkbox"/>  right		5 Excursion αh <input type="text"/> degr.		12 Tolerances to DIN 2194 <table border="1"> <thead> <tr> <th>Grade</th> <th>Di</th> <th>Lk0</th> <th>LSH,LSR</th> <th>$\alpha, \alpha 1, \alpha 2$</th> <th>M1,M2</th> <th>Wire diameter d to DIN 2076</th> </tr> </thead> <tbody> <tr> <td>1</td> <td><input type="checkbox"/></td> <td><input type="checkbox"/></td> <td><input type="checkbox"/></td> <td><input type="checkbox"/></td> <td><input type="checkbox"/></td> <td></td> </tr> <tr> <td>2</td> <td><input checked="" type="checkbox"/></td> <td><input checked="" type="checkbox"/></td> <td><input checked="" type="checkbox"/></td> <td><input checked="" type="checkbox"/></td> <td><input checked="" type="checkbox"/></td> <td></td> </tr> <tr> <td>3</td> <td><input type="checkbox"/></td> <td><input type="checkbox"/></td> <td><input type="checkbox"/></td> <td><input type="checkbox"/></td> <td><input type="checkbox"/></td> <td><input checked="" type="checkbox"/></td> </tr> </tbody> </table>		Grade	Di	Lk0	LSH,LSR	$\alpha, \alpha 1, \alpha 2$	M1,M2	Wire diameter d to DIN 2076	1	<input type="checkbox"/>	<input type="checkbox"/>	<input type="checkbox"/>	<input type="checkbox"/>	<input type="checkbox"/>		2	<input checked="" type="checkbox"/>	<input checked="" type="checkbox"/>	<input checked="" type="checkbox"/>	<input checked="" type="checkbox"/>	<input checked="" type="checkbox"/>		3	<input type="checkbox"/>	<input type="checkbox"/>	<input type="checkbox"/>	<input type="checkbox"/>	<input type="checkbox"/>	<input checked="" type="checkbox"/>
Grade	Di	Lk0	LSH,LSR	$\alpha, \alpha 1, \alpha 2$	M1,M2	Wire diameter d to DIN 2076																											
1	<input type="checkbox"/>	<input type="checkbox"/>	<input type="checkbox"/>	<input type="checkbox"/>	<input type="checkbox"/>																												
2	<input checked="" type="checkbox"/>	<input checked="" type="checkbox"/>	<input checked="" type="checkbox"/>	<input checked="" type="checkbox"/>	<input checked="" type="checkbox"/>																												
3	<input type="checkbox"/>	<input type="checkbox"/>	<input type="checkbox"/>	<input type="checkbox"/>	<input type="checkbox"/>	<input checked="" type="checkbox"/>																											
2 Form of legs tangential, straight, no bends *  *We can also supply torsion springs with any form of leg for an extra charge.		6 Stress cyc. end. N <input type="text"/>		13 Production compensation through A spring torque and the associated swing angle α <input checked="" type="checkbox"/> A spring torque and the associated swing angle and $\alpha 0$ n, d <input type="checkbox"/> n, Di <input type="checkbox"/> Two spring resistances and the associated swing angle α, n, d <input type="checkbox"/> α, n, Di <input type="checkbox"/>																													
3 Fixing Recumbent leg <input type="checkbox"/> Lever leg <input type="checkbox"/> <input type="text"/> <input type="text"/>		7 Stress cycle frequ. n <input type="text"/> /		8 Application temp. <input type="text"/> °C																													
4 Load <input type="checkbox"/> in winding direction <input type="checkbox"/> against winding direction		9 Material EN 10270-3-1.4310		10 Wire or rod surface <input checked="" type="checkbox"/> drawn <input type="checkbox"/> rolled <input type="checkbox"/> metal-cut																													
Remarks Paese d'origine: DE Numero della tariffa doganale: 73202089		11 Surface treatment <input type="text"/>		Prices <table border="1"> <thead> <tr> <th>Quantità progressive</th> <th>Prezzo singolo [EUR]</th> </tr> </thead> <tbody> <tr><td>1</td><td>5,5300 €</td></tr> <tr><td>2</td><td>3,9000 €</td></tr> <tr><td>3</td><td>3,7100 €</td></tr> <tr><td>7</td><td>2,9000 €</td></tr> <tr><td>17</td><td>1,4300 €</td></tr> <tr><td>37</td><td>1,1000 €</td></tr> <tr><td>75</td><td>0,9400 €</td></tr> <tr><td>125</td><td>0,6511 €</td></tr> <tr><td>175</td><td>0,6135 €</td></tr> <tr><td>250</td><td>0,5760 €</td></tr> <tr><td>350</td><td>0,5306 €</td></tr> <tr><td>450</td><td>0,4927 €</td></tr> </tbody> </table>		Quantità progressive	Prezzo singolo [EUR]	1	5,5300 €	2	3,9000 €	3	3,7100 €	7	2,9000 €	17	1,4300 €	37	1,1000 €	75	0,9400 €	125	0,6511 €	175	0,6135 €	250	0,5760 €	350	0,5306 €	450	0,4927 €		
Quantità progressive	Prezzo singolo [EUR]																																
1	5,5300 €																																
2	3,9000 €																																
3	3,7100 €																																
7	2,9000 €																																
17	1,4300 €																																
37	1,1000 €																																
75	0,9400 €																																
125	0,6511 €																																
175	0,6135 €																																
250	0,5760 €																																
350	0,5306 €																																
450	0,4927 €																																