



- $\alpha$  degree Unstressed leg position
- $\alpha 1$  degree Prestressed rotational angle
- $\alpha 2$  degree Loaded rotational angle
- $\alpha h$  degree Excursion
- $\alpha n$  degree Maximum rotational angle
- d mm Wire diameter
- Ddmin mm Min. possible mandrel diameter
- Ddmax mm Max. possible mandrel diameter
- De mm Outer coil diameter
- Di mm Inner coil diameter
- F1 N Prestressed spring force
- F2 N Loaded spring force
- Lk0 mm Length of spring body when relaxed
- LS mm Length of leg
- M1 Nmm Prestressed torque
- M2 Nmm Loaded torque
- Mn Nmm Maximum torque
- n pc. Active coils
- RH mm Distance power flow point from centre
- St mm Distance between coils (pitch)
- Weight g Weight of one spring in grammes


Spring test acc. to DIN ISO 2859/1 test level II

**1 Coiling direction**  
  left      right

**5 Excursion  $\alpha h$**   degr.  
**6 Stress cyc. end. N**

**12 Tolerances to DIN 2194**

Grade	Di	Lk0	LSH,LSR	$\alpha, \alpha 1, \alpha 2$	M1,M2	Wire diameter d to DIN 2076
1	<input type="checkbox"/>	<input type="checkbox"/>	<input type="checkbox"/>	<input type="checkbox"/>	<input type="checkbox"/>	<input type="checkbox"/>
2	<input checked="" type="checkbox"/>	<input checked="" type="checkbox"/>	<input checked="" type="checkbox"/>	<input checked="" type="checkbox"/>	<input checked="" type="checkbox"/>	<input checked="" type="checkbox"/>
3	<input type="checkbox"/>	<input type="checkbox"/>	<input type="checkbox"/>	<input type="checkbox"/>	<input type="checkbox"/>	<input checked="" type="checkbox"/>

**2 Form of legs**  
 tangential, straight, no bends \*  
  
 \*We can also supply torsion springs with any form of leg for an extra charge.

**7 Stress cycle frequ. n**  /  
**8 Application temp.**  °C

**13 Production compensation through**

A spring torque and the associated swing angle	$\alpha$	<input checked="" type="checkbox"/>
A spring torque and the associated swing angle and $\alpha 0$	n, d	<input type="checkbox"/>
	n, Di	<input type="checkbox"/>
Two spring resistances and the associated swing angle	$\alpha, n, d$	<input type="checkbox"/>
	$\alpha, n, Di$	<input type="checkbox"/>

**3 Fixing**  
 Recumbent leg     Lever leg

**9 Material**  
 EN 10270-3-1.4310  
**10 Wire or rod surface**  
 drawn     rolled     metal-cut

**4 Load**  
 in winding direction  
 against winding direction

**11 Surface treatment**

**Prices**

Quantità progressive	Prezzo singolo [EUR]
1	5,5300 €
2	3,9000 €
3	3,7100 €
7	2,9000 €
17	1,4300 €
37	1,1000 €
75	0,9400 €
125	0,6511 €
175	0,6135 €
250	0,5760 €
350	0,5306 €
450	0,4927 €

**Remarks**  
 Paese d'origine: DE | Numero della tariffa doganale: 73202089