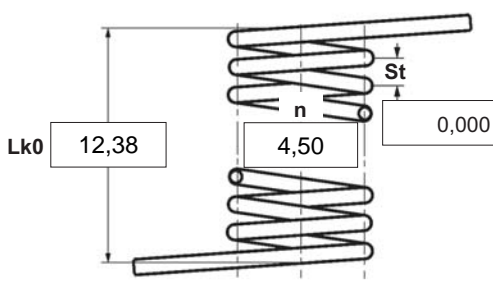




α	degree	Unstressed leg position
$\alpha 1$	degree	Prestressed rotational angle
$\alpha 2$	degree	Loaded rotational angle
αh	degree	Excursion
αn	degree	Maximum rotational angle
d	mm	Wire diameter
Ddmin	mm	Min. possible mandrel diameter
Ddmax	mm	Max. possible mandrel diameter
De	mm	Outer coil diameter
Di	mm	Inner coil diameter
F1	N	Prestressed spring force
F2	N	Loaded spring force
Lk0	mm	Length of spring body when relaxed
LS	mm	Length of leg
M1	Nmm	Prestressed torque
M2	Nmm	Loaded torque
Mn	Nmm	Maximum torque
n	pc.	Active coils
RH	mm	Distance power flow point from centre
St	mm	Distance between coils (pitch)
Weight	g	Weight of one spring in grammes



Spring test acc. to DIN ISO 2859/1 test level II

<p>1 Coiling direction</p> <input checked="checked" type="checkbox"/>  left <input type="checkbox"/>  right	<p>5 Excursion αh <input type="text"/> degr.</p> <p>6 Stress cyc. end. N <input type="text"/></p> <p>7 Stress cycle frequ. n <input type="text"/> / <input type="text"/></p> <p>8 Application temp. <input type="text"/> °C</p> <p>9 Material EN 10270-3-1.4310</p> <p>10 Wire or rod surface <input checked="checked" type="checkbox"/> drawn <input type="checkbox"/> rolled <input type="checkbox"/> metal-cut </p> <p>11 Surface treatment <input type="text"/></p>	<p>12 Tolerances to DIN 2194</p> <table border="1" style="width: 100%; border-collapse: collapse;"> <thead> <tr> <th>Grade</th> <th>Di</th> <th>Lk0</th> <th>LSH,LSR</th> <th>$\alpha, \alpha 1, \alpha 2$</th> <th>M1, M2</th> <th>Wire diameter d to DIN 2076</th> </tr> </thead> <tbody> <tr> <td>1</td> <td><input type="checkbox"/></td> <td><input type="checkbox"/></td> <td><input type="checkbox"/></td> <td><input type="checkbox"/></td> <td><input type="checkbox"/></td> <td></td> </tr> <tr> <td>2</td> <td><input checked="checked" type="checkbox"/></td> <td><input checked="checked" type="checkbox"/></td> <td><input checked="checked" type="checkbox"/></td> <td><input checked="checked" type="checkbox"/></td> <td><input checked="checked" type="checkbox"/></td> <td></td> </tr> <tr> <td>3</td> <td><input type="checkbox"/></td> <td><input type="checkbox"/></td> <td><input type="checkbox"/></td> <td><input type="checkbox"/></td> <td><input type="checkbox"/></td> <td><input checked="checked" type="checkbox"/></td> </tr> </tbody> </table> <p>13 Production compensation through</p> <p>A spring torque and the associated swing angle α <input checked="checked" type="checkbox"/></p> <p>A spring torque and the associated swing angle and $\alpha 0$ n, d <input type="checkbox"/></p> <p>Two spring resistances and the associated swing angle α, n, d <input type="checkbox"/></p> <p>Two spring resistances and the associated swing angle α, n, Di <input type="checkbox"/></p>	Grade	Di	Lk0	LSH,LSR	$\alpha, \alpha 1, \alpha 2$	M1, M2	Wire diameter d to DIN 2076	1	<input type="checkbox"/>	<input type="checkbox"/>	<input type="checkbox"/>	<input type="checkbox"/>	<input type="checkbox"/>		2	<input checked="checked" type="checkbox"/>	<input checked="checked" type="checkbox"/>	<input checked="checked" type="checkbox"/>	<input checked="checked" type="checkbox"/>	<input checked="checked" type="checkbox"/>		3	<input type="checkbox"/>	<input type="checkbox"/>	<input type="checkbox"/>	<input type="checkbox"/>	<input type="checkbox"/>	<input checked="checked" type="checkbox"/>
Grade	Di	Lk0	LSH,LSR	$\alpha, \alpha 1, \alpha 2$	M1, M2	Wire diameter d to DIN 2076																								
1	<input type="checkbox"/>	<input type="checkbox"/>	<input type="checkbox"/>	<input type="checkbox"/>	<input type="checkbox"/>																									
2	<input checked="checked" type="checkbox"/>	<input checked="checked" type="checkbox"/>	<input checked="checked" type="checkbox"/>	<input checked="checked" type="checkbox"/>	<input checked="checked" type="checkbox"/>																									
3	<input type="checkbox"/>	<input type="checkbox"/>	<input type="checkbox"/>	<input type="checkbox"/>	<input type="checkbox"/>	<input checked="checked" type="checkbox"/>																								
<p>2 Form of legs</p> <p>tangential, straight, no bends *</p> <p>*We can also supply torsion springs with any form of leg for an extra charge.</p> <p>3 Fixing Recumbent leg <input type="checkbox"/> Lever leg <input type="checkbox"/> </p> <p>4 Load <input type="checkbox"/> in winding direction <input type="checkbox"/> against winding direction </p>																														
<p>Remarks</p> <p>Paese d'origine: DE Numero della tariffa doganale: 73202089</p>																														

Prices

Quantità progressive	Prezzo singolo [EUR]
1	5,4200 €
2	3,8200 €
3	3,6400 €
7	2,6600 €
17	1,3800 €
37	1,0200 €
75	0,8900 €
125	0,5823 €
175	0,5445 €
250	0,4945 €
350	0,4610 €
450	0,4169 €