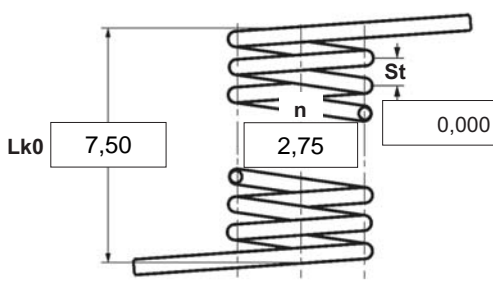




- α degree Unstressed leg position
- $\alpha 1$ degree Prestressed rotational angle
- $\alpha 2$ degree Loaded rotational angle
- αh degree Excursion
- αn degree Maximum rotational angle
- d mm Wire diameter
- Ddmin mm Min. possible mandrel diameter
- Ddmax mm Max. possible mandrel diameter
- De mm Outer coil diameter
- Di mm Inner coil diameter
- F1 N Prestressed spring force
- F2 N Loaded spring force
- Lk0 mm Length of spring body when relaxed
- LS mm Length of leg
- M1 Nmm Prestressed torque
- M2 Nmm Loaded torque
- Mn Nmm Maximum torque
- n pc. Active coils
- RH mm Distance power flow point from centre
- St mm Distance between coils (pitch)
- Weight g Weight of one spring in grammes




Spring test acc. to DIN ISO 2859/1 test level II

1 Coiling direction
  left  right

5 Excursion αh degr.
6 Stress cyc. end. N

12 Tolerances to DIN 2194

| Grade | Di | Lk0 | LSH,LSR | $\alpha, \alpha 1, \alpha 2$ | M1, M2 | Wire diameter d to DIN 2076 |
|-------|-------------------------------------|-------------------------------------|-------------------------------------|-------------------------------------|-------------------------------------|-------------------------------------|
| 1 | <input type="checkbox"/> | <input type="checkbox"/> | <input type="checkbox"/> | <input type="checkbox"/> | <input type="checkbox"/> | <input type="checkbox"/> |
| 2 | <input checked="" type="checkbox"/> | <input checked="" type="checkbox"/> | <input checked="" type="checkbox"/> | <input checked="" type="checkbox"/> | <input checked="" type="checkbox"/> | <input type="checkbox"/> |
| 3 | <input type="checkbox"/> | <input type="checkbox"/> | <input type="checkbox"/> | <input type="checkbox"/> | <input type="checkbox"/> | <input checked="" type="checkbox"/> |

2 Form of legs
 tangential, straight, no bends *

 *We can also supply torsion springs with any form of leg for an extra charge.

7 Stress cycle frequ. n /
8 Application temp. °C
9 Material
 EN 10270-3-1.4310

13 Production compensation through

| | | |
|---|-----------------|-------------------------------------|
| A spring torque and the associated swing angle | α | <input checked="" type="checkbox"/> |
| A spring torque and the associated swing angle and $\alpha 0$ | n, d | <input type="checkbox"/> |
| | n, Di | <input type="checkbox"/> |
| Two spring resistances and the associated swing angle | α, n, d | <input type="checkbox"/> |
| | α, n, Di | <input type="checkbox"/> |

3 Fixing
 Recumbent leg Lever leg

10 Wire or rod surface
 drawn rolled metal-cut

4 Load
 in winding direction
 against winding direction

11 Surface treatment

Prices

| Mennyiségi lépcsők | Egységár (EUR) |
|--------------------|----------------|
| 1 | 5,2700 € |
| 2 | 3,7200 € |
| 3 | 3,5400 € |
| 7 | 2,5100 € |
| 17 | 1,2200 € |
| 37 | 0,9000 € |
| 75 | 0,7300 € |
| 125 | 0,5070 € |
| 175 | 0,4444 € |
| 250 | 0,4132 € |
| 350 | 0,3853 € |
| 450 | 0,3536 € |

Remarks
 Származási ország: DE | Vámtarifaszám: 73202089