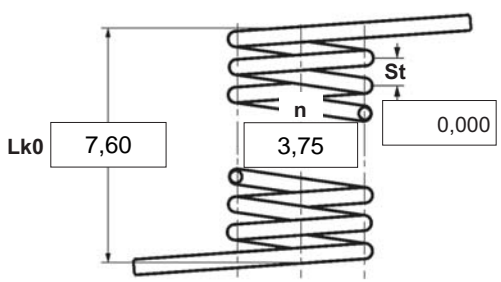





- α degree Unstressed leg position
- α1 degree Prestressed rotational angle
- α2 degree Loaded rotational angle
- αh degree Excursion
- αn degree Maximum rotational angle
- d mm Wire diameter
- Ddmin mm Min. possible mandrel diameter
- Ddmax mm Max. possible mandrel diameter
- De mm Outer coil diameter
- Di mm Inner coil diameter
- F1 N Prestressed spring force
- F2 N Loaded spring force
- Lk0 mm Length of spring body when relaxed
- LS mm Length of leg
- M1 Nmm Prestressed torque
- M2 Nmm Loaded torque
- Mn Nmm Maximum torque
- n pc. Active coils
- RH mm Distance power flow point from centre
- St mm Distance between coils (pitch)
- Weight g Weight of one spring in grammes



Spring test acc. to DIN ISO 2859/1 test level II

<p><b>1 Coiling direction</b></p> <p><input checked="" type="checkbox"/>  left    <input type="checkbox"/>  right</p>	<p><b>5 Excursion αh</b> <input type="text"/> degr.</p>	<p><b>12 Tolerances to DIN 2194</b></p> <table border="1" style="width: 100%; border-collapse: collapse;"> <thead> <tr> <th>Grade</th> <th>Di</th> <th>Lk0</th> <th>LSH,LSR</th> <th>α, α1, α2</th> <th>M1, M2</th> <th>Wire diameter d to DIN 2076</th> </tr> </thead> <tbody> <tr> <td>1</td> <td><input type="checkbox"/></td> <td><input type="checkbox"/></td> <td><input type="checkbox"/></td> <td><input type="checkbox"/></td> <td><input type="checkbox"/></td> <td><input type="checkbox"/></td> </tr> <tr> <td>2</td> <td><input checked="" type="checkbox"/></td> <td><input checked="" type="checkbox"/></td> <td><input checked="" type="checkbox"/></td> <td><input checked="" type="checkbox"/></td> <td><input checked="" type="checkbox"/></td> <td><input type="checkbox"/></td> </tr> <tr> <td>3</td> <td><input type="checkbox"/></td> <td><input type="checkbox"/></td> <td><input type="checkbox"/></td> <td><input type="checkbox"/></td> <td><input type="checkbox"/></td> <td><input checked="" type="checkbox"/></td> </tr> </tbody> </table>	Grade	Di	Lk0	LSH,LSR	α, α1, α2	M1, M2	Wire diameter d to DIN 2076	1	<input type="checkbox"/>	<input type="checkbox"/>	<input type="checkbox"/>	<input type="checkbox"/>	<input type="checkbox"/>	<input type="checkbox"/>	2	<input checked="" type="checkbox"/>	<input checked="" type="checkbox"/>	<input checked="" type="checkbox"/>	<input checked="" type="checkbox"/>	<input checked="" type="checkbox"/>	<input type="checkbox"/>	3	<input type="checkbox"/>	<input type="checkbox"/>	<input type="checkbox"/>	<input type="checkbox"/>	<input type="checkbox"/>	<input checked="" type="checkbox"/>
Grade	Di	Lk0	LSH,LSR	α, α1, α2	M1, M2	Wire diameter d to DIN 2076																								
1	<input type="checkbox"/>	<input type="checkbox"/>	<input type="checkbox"/>	<input type="checkbox"/>	<input type="checkbox"/>	<input type="checkbox"/>																								
2	<input checked="" type="checkbox"/>	<input checked="" type="checkbox"/>	<input checked="" type="checkbox"/>	<input checked="" type="checkbox"/>	<input checked="" type="checkbox"/>	<input type="checkbox"/>																								
3	<input type="checkbox"/>	<input type="checkbox"/>	<input type="checkbox"/>	<input type="checkbox"/>	<input type="checkbox"/>	<input checked="" type="checkbox"/>																								
<p><b>2 Form of legs</b></p> <p>tangential, straight, no bends *</p> <p></p> <p>*We can also supply torsion springs with any form of leg for an extra charge.</p>	<p><b>6 Stress cyc. end. N</b> <input type="text"/></p>	<p><b>13 Production compensation through</b></p> <p>A spring torque and the associated swing angle    α <input checked="" type="checkbox"/></p> <p>A spring torque and the associated swing angle and α0    n, d <input type="checkbox"/></p> <p>Two spring resistances and the associated swing angle    n, Di <input type="checkbox"/></p> <p>Two spring resistances and the associated swing angle    α, n, d <input type="checkbox"/></p> <p>Two spring resistances and the associated swing angle    α, n, Di <input type="checkbox"/></p>																												
<p><b>3 Fixing</b></p> <p>Recumbent leg <input type="checkbox"/>    Lever leg <input type="checkbox"/></p>	<p><b>7 Stress cycle frequ. n</b> <input type="text"/> / <input type="text"/></p>	<p><b>Prices</b></p> <table style="width: 100%;"> <thead> <tr> <th>Mennyiségi lépcsők</th> <th>Egységár (EUR)</th> </tr> </thead> <tbody> <tr><td>1</td><td>5,2700 €</td></tr> <tr><td>2</td><td>3,7200 €</td></tr> <tr><td>3</td><td>3,5400 €</td></tr> <tr><td>7</td><td>2,5100 €</td></tr> <tr><td>17</td><td>1,2200 €</td></tr> <tr><td>37</td><td>0,9000 €</td></tr> <tr><td>75</td><td>0,7300 €</td></tr> <tr><td>125</td><td>0,5070 €</td></tr> <tr><td>175</td><td>0,4444 €</td></tr> <tr><td>250</td><td>0,4132 €</td></tr> <tr><td>350</td><td>0,3853 €</td></tr> <tr><td>450</td><td>0,3536 €</td></tr> </tbody> </table>	Mennyiségi lépcsők	Egységár (EUR)	1	5,2700 €	2	3,7200 €	3	3,5400 €	7	2,5100 €	17	1,2200 €	37	0,9000 €	75	0,7300 €	125	0,5070 €	175	0,4444 €	250	0,4132 €	350	0,3853 €	450	0,3536 €		
Mennyiségi lépcsők	Egységár (EUR)																													
1	5,2700 €																													
2	3,7200 €																													
3	3,5400 €																													
7	2,5100 €																													
17	1,2200 €																													
37	0,9000 €																													
75	0,7300 €																													
125	0,5070 €																													
175	0,4444 €																													
250	0,4132 €																													
350	0,3853 €																													
450	0,3536 €																													
<p><b>4 Load</b></p> <p><input type="checkbox"/> in winding direction</p> <p><input type="checkbox"/> against winding direction</p>	<p><b>8 Application temp.</b> <input type="text"/> °C</p>																													
<p><b>Remarks</b></p> <p>Származási ország: DE   Vámtarifaszám: 73202089</p>	<p><b>9 Material</b></p> <p>EN 10270-3-1.4310</p>																													
	<p><b>10 Wire or rod surface</b></p> <p><input checked="" type="checkbox"/> drawn    <input type="checkbox"/> rolled    <input type="checkbox"/> metal-cut</p>																													
	<p><b>11 Surface treatment</b></p> <p><input type="text"/></p>																													