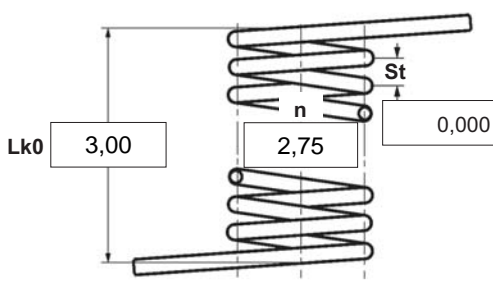





- α degree Unstressed leg position
- $\alpha 1$ degree Prestressed rotational angle
- $\alpha 2$ degree Loaded rotational angle
- αh degree Excursion
- αn degree Maximum rotational angle
- d mm Wire diameter
- Ddmin mm Min. possible mandrel diameter
- Ddmax mm Max. possible mandrel diameter
- De mm Outer coil diameter
- Di mm Inner coil diameter
- F1 N Prestressed spring force
- F2 N Loaded spring force
- Lk0 mm Length of spring body when relaxed
- LS mm Length of leg
- M1 Nmm Prestressed torque
- M2 Nmm Loaded torque
- Mn Nmm Maximum torque
- n pc. Active coils
- RH mm Distance power flow point from centre
- St mm Distance between coils (pitch)
- Weight g Weight of one spring in grammes



Weight 0,550

Spring test acc. to DIN ISO 2859/1 test level II

| 1 Coiling direction <input checked="" type="checkbox"/>  left <input type="checkbox"/>  right | 5 Excursion αh <input type="text"/> degr. | 12 Tolerances to DIN 2194 <table border="1"> <thead> <tr> <th>Grade</th> <th>Di</th> <th>Lk0</th> <th>LSH,LSR</th> <th>$\alpha, \alpha 1, \alpha 2$</th> <th>M1, M2</th> <th>Wire diameter d to DIN 2076</th> </tr> </thead> <tbody> <tr> <td>1</td> <td><input type="checkbox"/></td> <td><input type="checkbox"/></td> <td><input type="checkbox"/></td> <td><input type="checkbox"/></td> <td><input type="checkbox"/></td> <td><input type="checkbox"/></td> </tr> <tr> <td>2</td> <td><input checked="" type="checkbox"/></td> <td><input checked="" type="checkbox"/></td> <td><input checked="" type="checkbox"/></td> <td><input checked="" type="checkbox"/></td> <td><input checked="" type="checkbox"/></td> <td><input type="checkbox"/></td> </tr> <tr> <td>3</td> <td><input type="checkbox"/></td> <td><input type="checkbox"/></td> <td><input type="checkbox"/></td> <td><input type="checkbox"/></td> <td><input type="checkbox"/></td> <td><input checked="" type="checkbox"/></td> </tr> </tbody> </table> | Grade | Di | Lk0 | LSH,LSR | $\alpha, \alpha 1, \alpha 2$ | M1, M2 | Wire diameter d to DIN 2076 | 1 | <input type="checkbox"/> | <input type="checkbox"/> | <input type="checkbox"/> | <input type="checkbox"/> | <input type="checkbox"/> | <input type="checkbox"/> | 2 | <input checked="" type="checkbox"/> | <input checked="" type="checkbox"/> | <input checked="" type="checkbox"/> | <input checked="" type="checkbox"/> | <input checked="" type="checkbox"/> | <input type="checkbox"/> | 3 | <input type="checkbox"/> | <input type="checkbox"/> | <input type="checkbox"/> | <input type="checkbox"/> | <input type="checkbox"/> | <input checked="" type="checkbox"/> |
|---|---|---|-------------------------------------|-------------------------------------|-------------------------------------|-------------------------------------|------------------------------|----------|-----------------------------|----------|--------------------------|--------------------------|--------------------------|--------------------------|--------------------------|--------------------------|----|-------------------------------------|-------------------------------------|-------------------------------------|-------------------------------------|-------------------------------------|--------------------------|----------|--------------------------|--------------------------|--------------------------|--------------------------|--------------------------|-------------------------------------|
| Grade | Di | Lk0 | LSH,LSR | $\alpha, \alpha 1, \alpha 2$ | M1, M2 | Wire diameter d to DIN 2076 | | | | | | | | | | | | | | | | | | | | | | | | |
| 1 | <input type="checkbox"/> | <input type="checkbox"/> | <input type="checkbox"/> | <input type="checkbox"/> | <input type="checkbox"/> | <input type="checkbox"/> | | | | | | | | | | | | | | | | | | | | | | | | |
| 2 | <input checked="" type="checkbox"/> | <input checked="" type="checkbox"/> | <input checked="" type="checkbox"/> | <input checked="" type="checkbox"/> | <input checked="" type="checkbox"/> | <input type="checkbox"/> | | | | | | | | | | | | | | | | | | | | | | | | |
| 3 | <input type="checkbox"/> | <input type="checkbox"/> | <input type="checkbox"/> | <input type="checkbox"/> | <input type="checkbox"/> | <input checked="" type="checkbox"/> | | | | | | | | | | | | | | | | | | | | | | | | |
| 2 Form of legs tangential, straight, no bends *  *We can also supply torsion springs with any form of leg for an extra charge. | 6 Stress cyc. end. N <input type="text"/> | 13 Production compensation through A spring torque and the associated swing angle α <input checked="" type="checkbox"/> A spring torque and the associated swing angle and $\alpha 0$ <input type="checkbox"/> Two spring resistances and the associated swing angle α, n, d <input type="checkbox"/> α, n, Di <input type="checkbox"/> | | | | | | | | | | | | | | | | | | | | | | | | | | | | |
| 3 Fixing Recumbent leg <input type="checkbox"/> Lever leg <input type="checkbox"/> | 7 Stress cycle frequ. n <input type="text"/> / <input type="text"/> | Prices <table border="1"> <thead> <tr> <th>Mennyiségi lépcsők</th> <th>Egységár (EUR)</th> </tr> </thead> <tbody> <tr><td>1</td><td>5,1100 €</td></tr> <tr><td>2</td><td>3,6000 €</td></tr> <tr><td>3</td><td>3,4300 €</td></tr> <tr><td>7</td><td>2,2200 €</td></tr> <tr><td>17</td><td>1,1200 €</td></tr> <tr><td>37</td><td>0,7400 €</td></tr> <tr><td>75</td><td>0,5500 €</td></tr> <tr><td>125</td><td>0,4570 €</td></tr> <tr><td>175</td><td>0,4069 €</td></tr> <tr><td>250</td><td>0,3567 €</td></tr> <tr><td>350</td><td>0,3095 €</td></tr> <tr><td>450</td><td>0,2652 €</td></tr> </tbody> </table> | Mennyiségi lépcsők | Egységár (EUR) | 1 | 5,1100 € | 2 | 3,6000 € | 3 | 3,4300 € | 7 | 2,2200 € | 17 | 1,1200 € | 37 | 0,7400 € | 75 | 0,5500 € | 125 | 0,4570 € | 175 | 0,4069 € | 250 | 0,3567 € | 350 | 0,3095 € | 450 | 0,2652 € | | |
| Mennyiségi lépcsők | Egységár (EUR) | | | | | | | | | | | | | | | | | | | | | | | | | | | | | |
| 1 | 5,1100 € | | | | | | | | | | | | | | | | | | | | | | | | | | | | | |
| 2 | 3,6000 € | | | | | | | | | | | | | | | | | | | | | | | | | | | | | |
| 3 | 3,4300 € | | | | | | | | | | | | | | | | | | | | | | | | | | | | | |
| 7 | 2,2200 € | | | | | | | | | | | | | | | | | | | | | | | | | | | | | |
| 17 | 1,1200 € | | | | | | | | | | | | | | | | | | | | | | | | | | | | | |
| 37 | 0,7400 € | | | | | | | | | | | | | | | | | | | | | | | | | | | | | |
| 75 | 0,5500 € | | | | | | | | | | | | | | | | | | | | | | | | | | | | | |
| 125 | 0,4570 € | | | | | | | | | | | | | | | | | | | | | | | | | | | | | |
| 175 | 0,4069 € | | | | | | | | | | | | | | | | | | | | | | | | | | | | | |
| 250 | 0,3567 € | | | | | | | | | | | | | | | | | | | | | | | | | | | | | |
| 350 | 0,3095 € | | | | | | | | | | | | | | | | | | | | | | | | | | | | | |
| 450 | 0,2652 € | | | | | | | | | | | | | | | | | | | | | | | | | | | | | |
| 4 Load <input type="checkbox"/> in winding direction <input type="checkbox"/> against winding direction | 8 Application temp. <input type="text"/> °C | | | | | | | | | | | | | | | | | | | | | | | | | | | | | |
| | 9 Material EN 10270-3-1.4310 | | | | | | | | | | | | | | | | | | | | | | | | | | | | | |
| | 10 Wire or rod surface <input checked="" type="checkbox"/> drawn <input type="checkbox"/> rolled <input type="checkbox"/> metal-cut | | | | | | | | | | | | | | | | | | | | | | | | | | | | | |
| | 11 Surface treatment <input type="text"/> | | | | | | | | | | | | | | | | | | | | | | | | | | | | | |

Remarks
 Származási ország: DE | Vámtarifaszám: 73202089