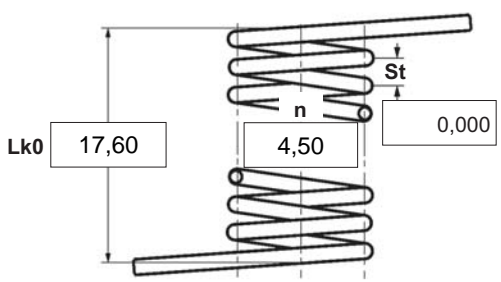





- α degree Unstressed leg position
- $\alpha 1$ degree Prestressed rotational angle
- $\alpha 2$ degree Loaded rotational angle
- αh degree Excursion
- αn degree Maximum rotational angle
- d mm Wire diameter
- Ddmin mm Min. possible mandrel diameter
- Ddmax mm Max. possible mandrel diameter
- De mm Outer coil diameter
- Di mm Inner coil diameter
- F1 N Prestressed spring force
- F2 N Loaded spring force
- Lk0 mm Length of spring body when relaxed
- LS mm Length of leg
- M1 Nmm Prestressed torque
- M2 Nmm Loaded torque
- Mn Nmm Maximum torque
- n pc. Active coils
- RH mm Distance power flow point from centre
- St mm Distance between coils (pitch)
- Weight g Weight of one spring in grammes



Spring test acc. to DIN ISO 2859/1 test level II

<p>1 Coiling direction</p> <p><input checked="" type="checkbox"/>  left <input type="checkbox"/>  right</p>	<p>5 Excursion αh <input type="text"/> degr.</p>	<p>12 Tolerances to DIN 2194</p> <table border="1" style="width: 100%; border-collapse: collapse;"> <thead> <tr> <th>Grade</th> <th>Di</th> <th>Lk0</th> <th>LSH,LSR</th> <th>$\alpha, \alpha 1, \alpha 2$</th> <th>M1,M2</th> <th>Wire diameter d to DIN 2076</th> </tr> </thead> <tbody> <tr> <td>1</td> <td><input type="checkbox"/></td> <td><input type="checkbox"/></td> <td><input type="checkbox"/></td> <td><input type="checkbox"/></td> <td><input type="checkbox"/></td> <td></td> </tr> <tr> <td>2</td> <td><input checked="" type="checkbox"/></td> <td><input checked="" type="checkbox"/></td> <td><input checked="" type="checkbox"/></td> <td><input checked="" type="checkbox"/></td> <td><input checked="" type="checkbox"/></td> <td></td> </tr> <tr> <td>3</td> <td><input type="checkbox"/></td> <td><input type="checkbox"/></td> <td><input type="checkbox"/></td> <td><input type="checkbox"/></td> <td><input type="checkbox"/></td> <td><input checked="" type="checkbox"/></td> </tr> </tbody> </table>	Grade	Di	Lk0	LSH,LSR	$\alpha, \alpha 1, \alpha 2$	M1,M2	Wire diameter d to DIN 2076	1	<input type="checkbox"/>	<input type="checkbox"/>	<input type="checkbox"/>	<input type="checkbox"/>	<input type="checkbox"/>		2	<input checked="" type="checkbox"/>	<input checked="" type="checkbox"/>	<input checked="" type="checkbox"/>	<input checked="" type="checkbox"/>	<input checked="" type="checkbox"/>		3	<input type="checkbox"/>	<input type="checkbox"/>	<input type="checkbox"/>	<input type="checkbox"/>	<input type="checkbox"/>	<input checked="" type="checkbox"/>
Grade	Di	Lk0	LSH,LSR	$\alpha, \alpha 1, \alpha 2$	M1,M2	Wire diameter d to DIN 2076																								
1	<input type="checkbox"/>	<input type="checkbox"/>	<input type="checkbox"/>	<input type="checkbox"/>	<input type="checkbox"/>																									
2	<input checked="" type="checkbox"/>	<input checked="" type="checkbox"/>	<input checked="" type="checkbox"/>	<input checked="" type="checkbox"/>	<input checked="" type="checkbox"/>																									
3	<input type="checkbox"/>	<input type="checkbox"/>	<input type="checkbox"/>	<input type="checkbox"/>	<input type="checkbox"/>	<input checked="" type="checkbox"/>																								
<p>2 Form of legs</p> <p>tangential, straight, no bends *</p> <p></p> <p>*We can also supply torsion springs with any form of leg for an extra charge.</p>	<p>6 Stress cyc. end. N <input type="text"/></p>	<p>13 Production compensation through</p> <p>A spring torque and the associated swing angle α <input checked="" type="checkbox"/></p> <p>A spring torque and the associated swing angle and $\alpha 0$ n, d <input type="checkbox"/></p> <p>Two spring resistances and the associated swing angle n, Di <input type="checkbox"/></p> <p>Two spring resistances and the associated swing angle α, n, d <input type="checkbox"/></p> <p>Two spring resistances and the associated swing angle α, n, Di <input type="checkbox"/></p>																												
<p>3 Fixing</p> <p>Recumbent leg Lever leg</p> <p><input type="text"/> <input type="text"/></p>	<p>7 Stress cycle frequ. n <input type="text"/> /</p>	<p>Prices</p> <table style="width: 100%;"> <thead> <tr> <th>Mennyiségi lépcsők</th> <th>Egységár (EUR)</th> </tr> </thead> <tbody> <tr><td>1</td><td>5,5300 €</td></tr> <tr><td>2</td><td>3,9000 €</td></tr> <tr><td>3</td><td>3,7100 €</td></tr> <tr><td>7</td><td>2,9000 €</td></tr> <tr><td>17</td><td>1,4300 €</td></tr> <tr><td>37</td><td>1,1000 €</td></tr> <tr><td>75</td><td>0,9400 €</td></tr> <tr><td>125</td><td>0,6511 €</td></tr> <tr><td>175</td><td>0,6135 €</td></tr> <tr><td>250</td><td>0,5760 €</td></tr> <tr><td>350</td><td>0,5306 €</td></tr> <tr><td>450</td><td>0,4927 €</td></tr> </tbody> </table>	Mennyiségi lépcsők	Egységár (EUR)	1	5,5300 €	2	3,9000 €	3	3,7100 €	7	2,9000 €	17	1,4300 €	37	1,1000 €	75	0,9400 €	125	0,6511 €	175	0,6135 €	250	0,5760 €	350	0,5306 €	450	0,4927 €		
Mennyiségi lépcsők	Egységár (EUR)																													
1	5,5300 €																													
2	3,9000 €																													
3	3,7100 €																													
7	2,9000 €																													
17	1,4300 €																													
37	1,1000 €																													
75	0,9400 €																													
125	0,6511 €																													
175	0,6135 €																													
250	0,5760 €																													
350	0,5306 €																													
450	0,4927 €																													
<p>4 Load</p> <p><input type="checkbox"/> in winding direction</p> <p><input type="checkbox"/> against winding direction</p>	<p>8 Application temp. <input type="text"/> °C</p>																													
<p>Remarks</p> <p>Származási ország: DE Vámtarifaszám: 73202089</p>	<p>9 Material</p> <p>EN 10270-3-1.4310</p>																													
	<p>10 Wire or rod surface</p> <p><input checked="" type="checkbox"/> drawn <input type="checkbox"/> rolled <input type="checkbox"/> metal-cut</p>																													
	<p>11 Surface treatment</p> <p><input type="text"/></p>																													