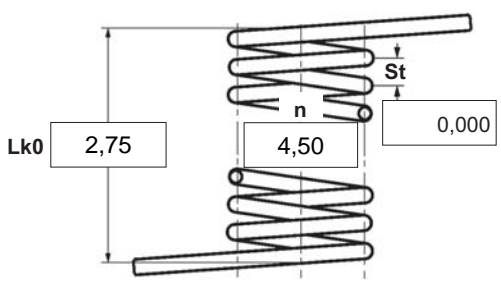





- $\alpha$  degree Unstressed leg position
- $\alpha_1$  degree Prestressed rotational angle
- $\alpha_2$  degree Loaded rotational angle
- $\alpha_h$  degree Excursion
- $\alpha_n$  degree Maximum rotational angle
- d mm Wire diameter
- Ddmin mm Min. possible mandrel diameter
- Ddmax mm Max. possible mandrel diameter
- De mm Outer coil diameter
- Di mm Inner coil diameter
- F1 N Prestressed spring force
- F2 N Loaded spring force
- Lk0 mm Length of spring body when relaxed
- LS mm Length of leg
- M1 Nmm Prestressed torque
- M2 Nmm Loaded torque
- Mn Nmm Maximum torque
- n pc. Active coils
- RH mm Distance power flow point from centre
- St mm Distance between coils (pitch)
- Weight g Weight of one spring in grammes



Spring test acc. to DIN ISO 2859/1 test level II

<p><b>1 Coiling direction</b></p> <input type="checkbox"/>  left <input checked="" type="checkbox"/>  right	<p><b>5 Excursion <math>\alpha_h</math></b> <input type="text"/> degr.</p> <p><b>6 Stress cyc. end. N</b> <input type="text"/></p> <p><b>7 Stress cycle frequ. n</b> <input type="text"/> / <input type="text"/></p> <p><b>8 Application temp.</b> <input type="text"/> °C</p> <p><b>9 Material</b> EN 10270-3-1.4310</p> <p><b>10 Wire or rod surface</b> <input checked="" type="checkbox"/> drawn    <input type="checkbox"/> rolled    <input type="checkbox"/> metal-cut</p> <p><b>11 Surface treatment</b> <input type="text"/></p>	<p><b>12 Tolerances to DIN 2194</b></p> <table border="1" style="width: 100%; border-collapse: collapse; font-size: small;"> <thead> <tr> <th>Grade</th> <th>Di</th> <th>Lk0</th> <th>LSH,LSR</th> <th><math>\alpha, \alpha_1, \alpha_2</math></th> <th>M1,M2</th> <th>Wire diameter d to DIN 2076</th> </tr> </thead> <tbody> <tr> <td>1</td> <td><input type="checkbox"/></td> <td><input type="checkbox"/></td> <td><input type="checkbox"/></td> <td><input type="checkbox"/></td> <td><input type="checkbox"/></td> <td></td> </tr> <tr> <td>2</td> <td><input checked="" type="checkbox"/></td> <td><input checked="" type="checkbox"/></td> <td><input checked="" type="checkbox"/></td> <td><input checked="" type="checkbox"/></td> <td><input checked="" type="checkbox"/></td> <td></td> </tr> <tr> <td>3</td> <td><input type="checkbox"/></td> <td><input type="checkbox"/></td> <td><input type="checkbox"/></td> <td><input type="checkbox"/></td> <td><input type="checkbox"/></td> <td><input checked="" type="checkbox"/></td> </tr> </tbody> </table> <p><b>13 Production compensation through</b></p> <table style="width: 100%;"> <tr> <td>A spring torque and the associated swing angle</td> <td><math>\alpha</math></td> <td><input checked="" type="checkbox"/></td> </tr> <tr> <td>A spring torque and the associated swing angle and <math>\alpha_0</math></td> <td>n, d</td> <td><input type="checkbox"/></td> </tr> <tr> <td></td> <td>n, Di</td> <td><input type="checkbox"/></td> </tr> <tr> <td>Two spring resistances and the associated swing angle</td> <td><math>\alpha, n, d</math></td> <td><input type="checkbox"/></td> </tr> <tr> <td></td> <td><math>\alpha, n, Di</math></td> <td><input type="checkbox"/></td> </tr> </table>	Grade	Di	Lk0	LSH,LSR	$\alpha, \alpha_1, \alpha_2$	M1,M2	Wire diameter d to DIN 2076	1	<input type="checkbox"/>	<input type="checkbox"/>	<input type="checkbox"/>	<input type="checkbox"/>	<input type="checkbox"/>		2	<input checked="" type="checkbox"/>	<input checked="" type="checkbox"/>	<input checked="" type="checkbox"/>	<input checked="" type="checkbox"/>	<input checked="" type="checkbox"/>		3	<input type="checkbox"/>	<input type="checkbox"/>	<input type="checkbox"/>	<input type="checkbox"/>	<input type="checkbox"/>	<input checked="" type="checkbox"/>	A spring torque and the associated swing angle	$\alpha$	<input checked="" type="checkbox"/>	A spring torque and the associated swing angle and $\alpha_0$	n, d	<input type="checkbox"/>		n, Di	<input type="checkbox"/>	Two spring resistances and the associated swing angle	$\alpha, n, d$	<input type="checkbox"/>		$\alpha, n, Di$	<input type="checkbox"/>
Grade	Di	Lk0	LSH,LSR	$\alpha, \alpha_1, \alpha_2$	M1,M2	Wire diameter d to DIN 2076																																							
1	<input type="checkbox"/>	<input type="checkbox"/>	<input type="checkbox"/>	<input type="checkbox"/>	<input type="checkbox"/>																																								
2	<input checked="" type="checkbox"/>	<input checked="" type="checkbox"/>	<input checked="" type="checkbox"/>	<input checked="" type="checkbox"/>	<input checked="" type="checkbox"/>																																								
3	<input type="checkbox"/>	<input type="checkbox"/>	<input type="checkbox"/>	<input type="checkbox"/>	<input type="checkbox"/>	<input checked="" type="checkbox"/>																																							
A spring torque and the associated swing angle	$\alpha$	<input checked="" type="checkbox"/>																																											
A spring torque and the associated swing angle and $\alpha_0$	n, d	<input type="checkbox"/>																																											
	n, Di	<input type="checkbox"/>																																											
Two spring resistances and the associated swing angle	$\alpha, n, d$	<input type="checkbox"/>																																											
	$\alpha, n, Di$	<input type="checkbox"/>																																											
<p><b>2 Form of legs</b></p> <p>tangential, straight, no bends *</p> <div style="text-align: right;"></div> <p><small>*We can also supply torsion springs with any form of leg for an extra charge.</small></p>	<p><b>3 Fixing</b></p> <p>Recumbent leg    Lever leg</p> <div style="display: flex; justify-content: space-between; width: 100%;"> <div><input type="text"/></div> <div><input type="text"/></div> </div>	<p><b>Prices</b></p> <table style="width: 100%; font-size: small;"> <thead> <tr> <th>Mennyiségi lépcsők</th> <th>Egységár (EUR)</th> </tr> </thead> <tbody> <tr><td>1</td><td>5,1600 €</td></tr> <tr><td>2</td><td>3,6400 €</td></tr> <tr><td>3</td><td>3,4700 €</td></tr> <tr><td>7</td><td>2,4200 €</td></tr> <tr><td>17</td><td>1,1500 €</td></tr> <tr><td>37</td><td>0,8500 €</td></tr> <tr><td>75</td><td>0,6800 €</td></tr> <tr><td>125</td><td>0,4859 €</td></tr> <tr><td>175</td><td>0,4196 €</td></tr> <tr><td>250</td><td>0,3695 €</td></tr> <tr><td>350</td><td>0,3536 €</td></tr> <tr><td>450</td><td>0,3284 €</td></tr> </tbody> </table>	Mennyiségi lépcsők	Egységár (EUR)	1	5,1600 €	2	3,6400 €	3	3,4700 €	7	2,4200 €	17	1,1500 €	37	0,8500 €	75	0,6800 €	125	0,4859 €	175	0,4196 €	250	0,3695 €	350	0,3536 €	450	0,3284 €																	
Mennyiségi lépcsők	Egységár (EUR)																																												
1	5,1600 €																																												
2	3,6400 €																																												
3	3,4700 €																																												
7	2,4200 €																																												
17	1,1500 €																																												
37	0,8500 €																																												
75	0,6800 €																																												
125	0,4859 €																																												
175	0,4196 €																																												
250	0,3695 €																																												
350	0,3536 €																																												
450	0,3284 €																																												
<p><b>4 Load</b></p> <input type="checkbox"/> in winding direction <input type="checkbox"/> against winding direction		<p><b>Remarks</b></p> <p>Származási ország: DE   Vámtarifaszám: 73202089</p>																																											