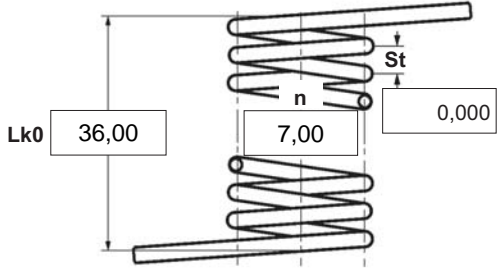





- α degree Unstressed leg position
- α1 degree Prestressed rotational angle
- α2 degree Loaded rotational angle
- αh degree Excursion
- αn degree Maximum rotational angle
- d mm Wire diameter
- Ddmin mm Min. possible mandrel diameter
- Ddmax mm Max. possible mandrel diameter
- De mm Outer coil diameter
- Di mm Inner coil diameter
- F1 N Prestressed spring force
- F2 N Loaded spring force
- Lk0 mm Length of spring body when relaxed
- LS mm Length of leg
- M1 Nmm Prestressed torque
- M2 Nmm Loaded torque
- Mn Nmm Maximum torque
- n pc. Active coils
- RH mm Distance power flow point from centre
- St mm Distance between coils (pitch)
- Weight g Weight of one spring in grammes



Spring test acc. to DIN ISO 2859/1 test level II

| 1 Coiling direction <input checked="" type="checkbox"/>  left <input type="checkbox"/>  right | 5 Excursion αh <input type="text"/> degr. | 12 Tolerances to DIN 2194 <table border="1" style="width: 100%; border-collapse: collapse;"> <thead> <tr> <th>Grade</th> <th>Di</th> <th>Lk0</th> <th>LSH,LSR</th> <th>α,α1,α2</th> <th>M1,M2</th> <th>Wire diameter d to DIN 2076</th> </tr> </thead> <tbody> <tr> <td>1</td> <td><input type="checkbox"/></td> <td><input type="checkbox"/></td> <td><input type="checkbox"/></td> <td><input type="checkbox"/></td> <td><input type="checkbox"/></td> <td></td> </tr> <tr> <td>2</td> <td><input checked="" type="checkbox"/></td> <td><input checked="" type="checkbox"/></td> <td><input checked="" type="checkbox"/></td> <td><input checked="" type="checkbox"/></td> <td><input checked="" type="checkbox"/></td> <td></td> </tr> <tr> <td>3</td> <td><input type="checkbox"/></td> <td><input type="checkbox"/></td> <td><input type="checkbox"/></td> <td><input type="checkbox"/></td> <td><input type="checkbox"/></td> <td><input checked="" type="checkbox"/></td> </tr> </tbody> </table> | Grade | Di | Lk0 | LSH,LSR | α,α1,α2 | M1,M2 | Wire diameter d to DIN 2076 | 1 | <input type="checkbox"/> | <input type="checkbox"/> | <input type="checkbox"/> | <input type="checkbox"/> | <input type="checkbox"/> | | 2 | <input checked="" type="checkbox"/> | <input checked="" type="checkbox"/> | <input checked="" type="checkbox"/> | <input checked="" type="checkbox"/> | <input checked="" type="checkbox"/> | | 3 | <input type="checkbox"/> | <input type="checkbox"/> | <input type="checkbox"/> | <input type="checkbox"/> | <input type="checkbox"/> | <input checked="" type="checkbox"/> |
|---|--|--|-------------------------------------|-------------------------------------|-------------------------------------|-------------------------------------|---------|----------|-----------------------------|----------|--------------------------|--------------------------|--------------------------|--------------------------|--------------------------|----------|----|-------------------------------------|-------------------------------------|-------------------------------------|-------------------------------------|-------------------------------------|--|---|--------------------------|--------------------------|--------------------------|--------------------------|--------------------------|-------------------------------------|
| Grade | Di | Lk0 | LSH,LSR | α,α1,α2 | M1,M2 | Wire diameter d to DIN 2076 | | | | | | | | | | | | | | | | | | | | | | | | |
| 1 | <input type="checkbox"/> | <input type="checkbox"/> | <input type="checkbox"/> | <input type="checkbox"/> | <input type="checkbox"/> | | | | | | | | | | | | | | | | | | | | | | | | | |
| 2 | <input checked="" type="checkbox"/> | <input checked="" type="checkbox"/> | <input checked="" type="checkbox"/> | <input checked="" type="checkbox"/> | <input checked="" type="checkbox"/> | | | | | | | | | | | | | | | | | | | | | | | | | |
| 3 | <input type="checkbox"/> | <input type="checkbox"/> | <input type="checkbox"/> | <input type="checkbox"/> | <input type="checkbox"/> | <input checked="" type="checkbox"/> | | | | | | | | | | | | | | | | | | | | | | | | |
| 2 Form of legs tangential, straight, no bends *  <small>*We can also supply torsion springs with any form of leg for an extra charge.</small> | 6 Stress cyc. end. N <input type="text"/> | 13 Production compensation through A spring torque and the associated swing angle α <input checked="" type="checkbox"/> A spring torque and the associated swing angle and α0 n, d <input type="checkbox"/> n, Di <input type="checkbox"/> Two spring resistances and the associated swing angle α, n, d <input type="checkbox"/> α, n, Di <input type="checkbox"/> | | | | | | | | | | | | | | | | | | | | | | | | | | | | |
| 3 Fixing Recumbent leg <input type="checkbox"/> Lever leg <input type="checkbox"/> <input type="text"/> <input type="text"/> | 7 Stress cycle frequ. n <input type="text"/> / <input type="text"/> | Prices <table style="width: 100%;"> <thead> <tr> <th>Cantidad progresiva</th> <th>Precio unidad [EUR]</th> </tr> </thead> <tbody> <tr><td>1</td><td>6,3100 €</td></tr> <tr><td>2</td><td>4,4500 €</td></tr> <tr><td>3</td><td>4,2400 €</td></tr> <tr><td>7</td><td>3,4500 €</td></tr> <tr><td>17</td><td>2,2200 €</td></tr> <tr><td>37</td><td>1,7500 €</td></tr> <tr><td>75</td><td>1,6000 €</td></tr> </tbody> </table> | Cantidad progresiva | Precio unidad [EUR] | 1 | 6,3100 € | 2 | 4,4500 € | 3 | 4,2400 € | 7 | 3,4500 € | 17 | 2,2200 € | 37 | 1,7500 € | 75 | 1,6000 € | | | | | | | | | | | | |
| Cantidad progresiva | Precio unidad [EUR] | | | | | | | | | | | | | | | | | | | | | | | | | | | | | |
| 1 | 6,3100 € | | | | | | | | | | | | | | | | | | | | | | | | | | | | | |
| 2 | 4,4500 € | | | | | | | | | | | | | | | | | | | | | | | | | | | | | |
| 3 | 4,2400 € | | | | | | | | | | | | | | | | | | | | | | | | | | | | | |
| 7 | 3,4500 € | | | | | | | | | | | | | | | | | | | | | | | | | | | | | |
| 17 | 2,2200 € | | | | | | | | | | | | | | | | | | | | | | | | | | | | | |
| 37 | 1,7500 € | | | | | | | | | | | | | | | | | | | | | | | | | | | | | |
| 75 | 1,6000 € | | | | | | | | | | | | | | | | | | | | | | | | | | | | | |
| 4 Load <input type="checkbox"/> in winding direction <input type="checkbox"/> against winding direction | 8 Application temp. <input type="text"/> °C | | | | | | | | | | | | | | | | | | | | | | | | | | | | | |
| Remarks País de origen: DE Número de arancel aduanero: 73202089 | 9 Material EN 10270-3-1.4310 | | | | | | | | | | | | | | | | | | | | | | | | | | | | | |
| 10 Wire or rod surface <input checked="" type="checkbox"/> drawn <input type="checkbox"/> rolled <input type="checkbox"/> metal-cut | 11 Surface treatment <input type="text"/> | | | | | | | | | | | | | | | | | | | | | | | | | | | | | |