




α	degree	Unstressed leg position
$\alpha 1$	degree	Prestressed rotational angle
$\alpha 2$	degree	Loaded rotational angle
αh	degree	Excursion
αn	degree	Maximum rotational angle
d	mm	Wire diameter
Ddmin	mm	Min. possible mandrel diameter
Ddmax	mm	Max. possible mandrel diameter
De	mm	Outer coil diameter
Di	mm	Inner coil diameter
F1	N	Prestressed spring force
F2	N	Loaded spring force
Lk0	mm	Length of spring body when relaxed
LS	mm	Length of leg
M1	Nmm	Prestressed torque
M2	Nmm	Loaded torque
Mn	Nmm	Maximum torque
n	pc.	Active coils
RH	mm	Distance power flow point from centre
St	mm	Distance between coils (pitch)
Weight	g	Weight of one spring in grammes

Spring test acc. to DIN ISO 2859/1 test level II

1 Coiling direction <input type="checkbox"/>  left <input checked="" type="checkbox"/>  right	5 Excursion αh <input type="text"/> degr.	12 Tolerances to DIN 2194 <table border="1"> <thead> <tr> <th>Grade</th> <th>Di</th> <th>Lk0</th> <th>LSH,LSR</th> <th>$\alpha, \alpha 1, \alpha 2$</th> <th>M1, M2</th> <th>Wire diameter d to DIN 2076</th> </tr> </thead> <tbody> <tr> <td>1</td> <td><input type="checkbox"/></td> <td><input type="checkbox"/></td> <td><input type="checkbox"/></td> <td><input type="checkbox"/></td> <td><input type="checkbox"/></td> <td><input type="checkbox"/></td> </tr> <tr> <td>2</td> <td><input checked="" type="checkbox"/></td> <td><input checked="" type="checkbox"/></td> <td><input checked="" type="checkbox"/></td> <td><input checked="" type="checkbox"/></td> <td><input checked="" type="checkbox"/></td> <td><input type="checkbox"/></td> </tr> <tr> <td>3</td> <td><input type="checkbox"/></td> <td><input type="checkbox"/></td> <td><input type="checkbox"/></td> <td><input type="checkbox"/></td> <td><input type="checkbox"/></td> <td><input checked="" type="checkbox"/></td> </tr> </tbody> </table>	Grade	Di	Lk0	LSH,LSR	$\alpha, \alpha 1, \alpha 2$	M1, M2	Wire diameter d to DIN 2076	1	<input type="checkbox"/>	<input type="checkbox"/>	<input type="checkbox"/>	<input type="checkbox"/>	<input type="checkbox"/>	<input type="checkbox"/>	2	<input checked="" type="checkbox"/>	<input checked="" type="checkbox"/>	<input checked="" type="checkbox"/>	<input checked="" type="checkbox"/>	<input checked="" type="checkbox"/>	<input type="checkbox"/>	3	<input type="checkbox"/>	<input type="checkbox"/>	<input type="checkbox"/>	<input type="checkbox"/>	<input type="checkbox"/>	<input checked="" type="checkbox"/>
Grade	Di	Lk0	LSH,LSR	$\alpha, \alpha 1, \alpha 2$	M1, M2	Wire diameter d to DIN 2076																								
1	<input type="checkbox"/>	<input type="checkbox"/>	<input type="checkbox"/>	<input type="checkbox"/>	<input type="checkbox"/>	<input type="checkbox"/>																								
2	<input checked="" type="checkbox"/>	<input checked="" type="checkbox"/>	<input checked="" type="checkbox"/>	<input checked="" type="checkbox"/>	<input checked="" type="checkbox"/>	<input type="checkbox"/>																								
3	<input type="checkbox"/>	<input type="checkbox"/>	<input type="checkbox"/>	<input type="checkbox"/>	<input type="checkbox"/>	<input checked="" type="checkbox"/>																								
2 Form of legs tangential, straight, no bends *  *We can also supply torsion springs with any form of leg for an extra charge.	6 Stress cyc. end. N <input type="text"/>	13 Production compensation through A spring torque and the associated swing angle α <input checked="" type="checkbox"/> A spring torque and the associated swing angle and $\alpha 0$ n, d <input type="checkbox"/> n, Di <input type="checkbox"/> Two spring resistances and the associated swing angle α, n, d <input type="checkbox"/> α, n, Di <input type="checkbox"/>																												
3 Fixing Recumbent leg <input type="checkbox"/> Lever leg <input type="checkbox"/>	7 Stress cycle frequ. n <input type="text"/> / <input type="text"/>	Prices <table border="1"> <thead> <tr> <th>Stupnice množství</th> <th>Jedn. cena [EUR]</th> </tr> </thead> <tbody> <tr><td>1</td><td>6,4400 €</td></tr> <tr><td>2</td><td>4,5400 €</td></tr> <tr><td>3</td><td>4,3300 €</td></tr> <tr><td>7</td><td>3,5700 €</td></tr> <tr><td>17</td><td>2,3000 €</td></tr> <tr><td>37</td><td>1,8300 €</td></tr> <tr><td>75</td><td>1,7400 €</td></tr> </tbody> </table>	Stupnice množství	Jedn. cena [EUR]	1	6,4400 €	2	4,5400 €	3	4,3300 €	7	3,5700 €	17	2,3000 €	37	1,8300 €	75	1,7400 €												
Stupnice množství	Jedn. cena [EUR]																													
1	6,4400 €																													
2	4,5400 €																													
3	4,3300 €																													
7	3,5700 €																													
17	2,3000 €																													
37	1,8300 €																													
75	1,7400 €																													
4 Load <input type="checkbox"/> in winding direction <input type="checkbox"/> against winding direction	8 Application temp. <input type="text"/> °C																													
Remarks Zem pvodu: DE íslo celního sazebníku: 73202089	9 Material EN 10270-3-1.4310																													
	10 Wire or rod surface <input checked="" type="checkbox"/> drawn <input type="checkbox"/> rolled <input type="checkbox"/> metal-cut																													
	11 Surface treatment <input type="text"/>																													