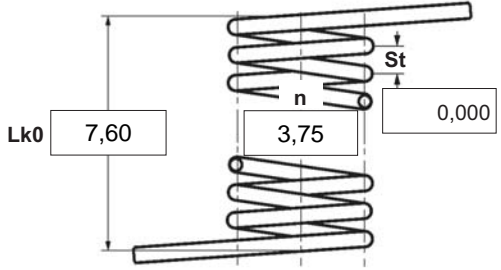





- α degree Unstressed leg position
- $\alpha 1$ degree Prestressed rotational angle
- $\alpha 2$ degree Loaded rotational angle
- αh degree Excursion
- αn degree Maximum rotational angle
- d mm Wire diameter
- $Ddmin$ mm Min. possible mandrel diameter
- $Ddmax$ mm Max. possible mandrel diameter
- De mm Outer coil diameter
- Di mm Inner coil diameter
- $F1$ N Prestressed spring force
- $F2$ N Loaded spring force
- $Lk0$ mm Length of spring body when relaxed
- LS mm Length of leg
- $M1$ Nmm Prestressed torque
- $M2$ Nmm Loaded torque
- Mn Nmm Maximum torque
- n pc. Active coils
- RH mm Distance power flow point from centre
- St mm Distance between coils (pitch)
- Weight g Weight of one spring in grammes



Spring test acc. to DIN ISO 2859/1 test level II

1 Coiling direction <input checked="" type="checkbox"/>  left <input type="checkbox"/>  right	5 Excursion αh <input type="text"/> degr.	12 Tolerances to DIN 2194 <table border="1" style="width: 100%; border-collapse: collapse; font-size: small;"> <thead> <tr> <th>Grade</th> <th>Di</th> <th>Lk0</th> <th>LSH,LSR</th> <th>$\alpha, \alpha 1, \alpha 2$</th> <th>M1, M2</th> <th>Wire diameter d to DIN 2076</th> </tr> </thead> <tbody> <tr> <td>1</td> <td><input type="checkbox"/></td> <td><input type="checkbox"/></td> <td><input type="checkbox"/></td> <td><input type="checkbox"/></td> <td><input type="checkbox"/></td> <td rowspan="3" style="text-align: center;">X</td> </tr> <tr> <td>2</td> <td><input checked="" type="checkbox"/></td> <td><input checked="" type="checkbox"/></td> <td><input checked="" type="checkbox"/></td> <td><input checked="" type="checkbox"/></td> <td><input checked="" type="checkbox"/></td> </tr> <tr> <td>3</td> <td><input type="checkbox"/></td> <td><input type="checkbox"/></td> <td><input type="checkbox"/></td> <td><input type="checkbox"/></td> <td><input type="checkbox"/></td> </tr> </tbody> </table>	Grade	Di	Lk0	LSH,LSR	$\alpha, \alpha 1, \alpha 2$	M1, M2	Wire diameter d to DIN 2076	1	<input type="checkbox"/>	<input type="checkbox"/>	<input type="checkbox"/>	<input type="checkbox"/>	<input type="checkbox"/>	X	2	<input checked="" type="checkbox"/>	<input checked="" type="checkbox"/>	<input checked="" type="checkbox"/>	<input checked="" type="checkbox"/>	<input checked="" type="checkbox"/>	3	<input type="checkbox"/>	<input type="checkbox"/>	<input type="checkbox"/>	<input type="checkbox"/>	<input type="checkbox"/>
Grade	Di	Lk0	LSH,LSR	$\alpha, \alpha 1, \alpha 2$	M1, M2	Wire diameter d to DIN 2076																						
1	<input type="checkbox"/>	<input type="checkbox"/>	<input type="checkbox"/>	<input type="checkbox"/>	<input type="checkbox"/>	X																						
2	<input checked="" type="checkbox"/>	<input checked="" type="checkbox"/>	<input checked="" type="checkbox"/>	<input checked="" type="checkbox"/>	<input checked="" type="checkbox"/>																							
3	<input type="checkbox"/>	<input type="checkbox"/>	<input type="checkbox"/>	<input type="checkbox"/>	<input type="checkbox"/>																							
2 Form of legs tangential, straight, no bends *  *We can also supply torsion springs with any form of leg for an extra charge.	6 Stress cyc. end. N <input type="text"/>	13 Production compensation through <table border="1" style="width: 100%; border-collapse: collapse; font-size: small;"> <tr> <td>A spring torque and the associated swing angle</td> <td>α</td> <td><input checked="" type="checkbox"/></td> </tr> <tr> <td>A spring torque and the associated swing angle and $\alpha 0$</td> <td>n, d</td> <td><input type="checkbox"/></td> </tr> <tr> <td></td> <td>n, Di</td> <td><input type="checkbox"/></td> </tr> <tr> <td>Two spring resistances and the associated swing angle</td> <td>α, n, d</td> <td><input type="checkbox"/></td> </tr> <tr> <td></td> <td>α, n, Di</td> <td><input type="checkbox"/></td> </tr> </table>	A spring torque and the associated swing angle	α	<input checked="" type="checkbox"/>	A spring torque and the associated swing angle and $\alpha 0$	n, d	<input type="checkbox"/>		n, Di	<input type="checkbox"/>	Two spring resistances and the associated swing angle	α, n, d	<input type="checkbox"/>		α, n, Di	<input type="checkbox"/>											
A spring torque and the associated swing angle	α	<input checked="" type="checkbox"/>																										
A spring torque and the associated swing angle and $\alpha 0$	n, d	<input type="checkbox"/>																										
	n, Di	<input type="checkbox"/>																										
Two spring resistances and the associated swing angle	α, n, d	<input type="checkbox"/>																										
	α, n, Di	<input type="checkbox"/>																										
3 Fixing Recumbent leg <input type="checkbox"/> Lever leg <input type="checkbox"/>	7 Stress cycle frequ. n <input type="text"/> /	Prices <table border="1" style="width: 100%; border-collapse: collapse; font-size: small;"> <thead> <tr> <th>Stupnice množství</th> <th>Jedn. cena [EUR]</th> </tr> </thead> <tbody> <tr><td>1</td><td>5,2700 €</td></tr> <tr><td>2</td><td>3,7200 €</td></tr> <tr><td>3</td><td>3,5400 €</td></tr> <tr><td>7</td><td>2,5100 €</td></tr> <tr><td>17</td><td>1,2200 €</td></tr> <tr><td>37</td><td>0,9000 €</td></tr> <tr><td>75</td><td>0,7300 €</td></tr> <tr><td>125</td><td>0,5070 €</td></tr> <tr><td>175</td><td>0,4444 €</td></tr> <tr><td>250</td><td>0,4132 €</td></tr> <tr><td>350</td><td>0,3853 €</td></tr> <tr><td>450</td><td>0,3536 €</td></tr> </tbody> </table>	Stupnice množství	Jedn. cena [EUR]	1	5,2700 €	2	3,7200 €	3	3,5400 €	7	2,5100 €	17	1,2200 €	37	0,9000 €	75	0,7300 €	125	0,5070 €	175	0,4444 €	250	0,4132 €	350	0,3853 €	450	0,3536 €
Stupnice množství	Jedn. cena [EUR]																											
1	5,2700 €																											
2	3,7200 €																											
3	3,5400 €																											
7	2,5100 €																											
17	1,2200 €																											
37	0,9000 €																											
75	0,7300 €																											
125	0,5070 €																											
175	0,4444 €																											
250	0,4132 €																											
350	0,3853 €																											
450	0,3536 €																											
4 Load <input type="checkbox"/> in winding direction <input type="checkbox"/> against winding direction	8 Application temp. <input type="text"/> °C																											
Remarks Zem pvodu: DE íslo celního sazebníku: 73202089	9 Material EN 10270-3-1.4310	10 Wire or rod surface <input checked="" type="checkbox"/> drawn <input type="checkbox"/> rolled <input type="checkbox"/> metal-cut																										
	11 Surface treatment <input type="text"/>																											